



**Institute for public health
of the Republic of Macedonia**

HEALTH MAP OF REPUBLIC OF MACEDONIA 2016

I PART

STATUS IN REPUBLIC OF MACEDONIA

Skoje 2017

**PHO INSTITUTE FOR PUBLIC HEALTH OF
REPUBLIC OF MACEDONIA - SKOPJE**

Director Ass. d-r Shaban MEMETI

**Center for statistical processing health
data, publication and education**

Prim. d-r Dragana Chkaleska	Head of Center
Dipl. ing Armen Iseni	Deputy Head of Centre
Vesna Zafirovska	Technician in charge, Health statistician
Liljana Trpeva	Health statistician
Jasmina Tahiri	Health statistician
Jovnka Trpkovska	Health statistician
Nadezda Lisinac	Health statistician
Stanislava Najdovska	Statistician
Borce Andonovski	System administrator
Suzana Dungevska	Computer designer

in coloboration with

Centers for Public health in the Republic of Macedonia





**institute for public health
of the Republic of Macedonia**

HEALTH MAP OF REPUBLIC OF MACEDONIA 2016

I PART STATUS IN REPUBLIC OF MACEDONIA

Skopje, 2017

INTRODUCTION

The Health map of the Republic of Macedonia represents the status of the health protection and health condition in the Republic in general and separately for each health region in 2015, in terms of the organizational structure, health services, health personnel, morbidity and mortality.

The aim of this publication is to provide contribution in preparation of the health development strategy in our Republic, as well as the use of information by the health workers and coworkers and all the interested subjects.

The preparation of the health map is based on official data, collected and processed by the Department for health statistics and informatics of the Center for statistical processing health data, publication and education provided by the Institute for public health in Republic of Macedonia and the State Statistical Office.

The health map is consisted of three parts:

PART I – GENERAL PART

represents the general status of the health protection in the Republic, and by level of health protection – primary, secondary, tertiary in the health regions in the Republic of Macedonia.

PART II AND PART III – SPECIAL PART

represents the status of the health protection by health regions, in alphabetic order.

The data are presented in tables and maps. The provision of the population with health personnel and health services provided is presented, as well as the network of inpatient health organizations by type, the number of beds, treated patients, average length of stay, utilization of bed-days and bed turnover. The data for the health protection and health condition are presented by levels of health protection (primary, secondary, tertiary).

The most common diseases diagnosed in out-patient services are also presented, as well as vaccination-preventable communicable diseases and communicable diseases included in WHO "Health for all" strategy.

Crude and infant mortality is also presented and the most common causes for death.

The Health map of the Republic of Macedonia for 2015 is seventeenth such publication in a row that as a form of continuous annual publishing of actual data, will go on in the future.

CONTENT

Demographic and vital indicators in the Republic of Macedonia	11
General part	21
Primary Health Care	47
Secondary Health Care	77
Tertiary Health Care	95
Morbidity	105
Mortality	117



**DEMOGRAPHIC AND VITAL
INDICATORS IN THE
REPUBLIC OF MACEDONIA**

**DEMOGRAPHIC, VITAL AND HEALTH INDICATORS
IN THE REPUBLIC OF MACEDONIA, 2016**

Area km²	25713
Population places	1767
Municipalities	84
Population per 1km²	80,6
Population	
Total	2072490
Male	1038107
Female	1034383
Urban	1240881
Rural	831609
0-6 age	162024
7-19 age	309811
20 +	1601655
20-64 age	1329421
65 +	272234
female 15-49 age	513990
female 15 +	868145
Vital indicators	
Nativity per 1.000 population	11,1
Mortality per 1.000 population	9,9
Natural increase per 1.000 population	1,2
Infant mortality per 1000 livebirths	11,9
-Urban	
-Rural	
- Perinatal mortality	16. 0
- Neonatal mortality	10,4
= early neonatal mortality	7,6
= late neonatal mortality	2,8
= post neonatal mortality	1,5
Morty natality	8,5
Maternal mortality	-
Number of population per one:	
Physician	334
Dentist	1148
Pharmacist	2034
Health personnel with higher-level qualification	3135
Health personnel mid-level qualification	161
Hospital beds	
Total number	9059
Hospital beds per 1,000 population	4 ,4

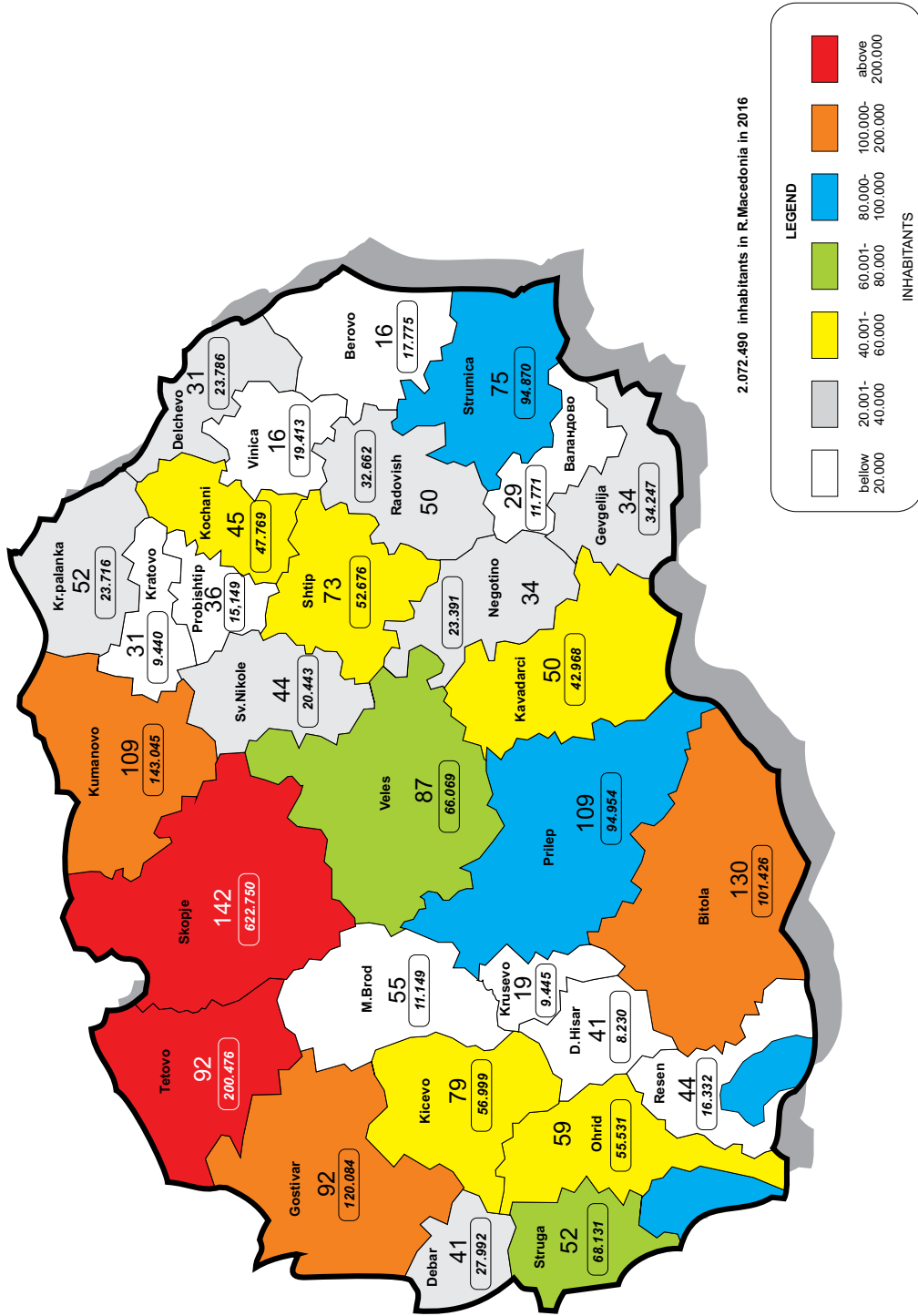
BASIC INDICATORS IN THE REPUBLIC OF MACEDONIA, 2016

HEALTH REGIONS	Surface area in km ²	Number of populated places	Number of inhabitants	Inhabitants per 1 km ²
REPUBLIC MACEDONIA	25750	1767	2072490	79,9
Berovo	815	16	17775	22,8
Bitola	1716	130	101426	60,3
Makedonski Brod	993	55	11149	11,5
Valandovo	334	29	11771	35,7
Veles	1552	87	66069	42,8
Vinica	442	16	19413	44,2
Gevgelija	765	34	34247	45,5
Gostivar	1370	92	120084	86,3
Debar	267	41	27922	101,5
Delchevo	569	31	23786	43,6
Demir Hisar	435	41	8230	20,3
Kavadarci	1146	50	42968	37,7
Kichevo	833	79	56999	68,4
Kochani	577	45	47769	84,2
Kratovo	380	31	9440	25,9
Kriva Palanka	728	52	23716	33,4
Krushevo	204	19	9445	47,0
Kumanovo	1202	109	143045	117,2
Negotino	743	34	23391	31,7
Ohrid	1041	59	55531	57,1
Prilep	1841	109	94954	52,1
Probishtip	329	36	15149	47,6
Radovish	743	50	32662	43,4
Resen	746	44	16332	21,7
Sveti Nikole	651	44	20314	31,9
Skopje	1858	142	622750	324,4
Struga	546	52	68131	122,6
Strumica	963	75	94870	97,5
Tetovo	1091	92	200476	180,2
Shtip	870	73	52676	60,5

Source: State Statistical Office

Processed: Institute for Public Health of Republic of Macedonia - Skopje
Center for statistical processing health data, publication and education

INHABITANTS AND NUMBER OF POPULATED PLACES BY HEALTH REGIONS IN REPUBLIC OF MACEDONIA IN 2016



Source: SSC
 Prepare: IPH
 Source: Demographic, labor, and education

NATURAL CHANGES OF THE POPULATION OF REPUBLIC OF MACEDONIA 2016

HEALTH REGIONS	Live births	Deaths	Natural increase
REPUBLIC MACEDONIA	23002	20421	2581
Berovo	116	248	-132
Bitola	994	1295	-301
Makedonski Brod	114	150	-36
Valandovo	123	117	6
Veles	742	730	12
Vinica	158	201	-43
Gevgelija	348	401	-53
Gostivar	998	882	116
Debar	256	149	107
Delchevo	192	276	-84
Demir Hisar	54	129	-75
Kavadarci	461	496	-35
Kichevo	433	510	-77
Kochani	426	521	-95
Kratovo	53	125	-72
Kriva Palanka	206	245	-39
Krushevo	99	116	-17
Kumanovo	1590	1284	306
Negotino	252	278	-26
Ohrid	630	720	-90
Prilep	938	1160	-222
Probishtip	111	180	-69
Radovish	356	293	63
Resen	125	210	-85
Sveti Nikole	178	269	-91
Skopje	8466	5975	2491
Struga	716	464	252
Strumica	993	956	37
Tetovo	2328	1511	817
Shtip	546	530	16

Source: State Statistical Office

Processed: Institute for Public Health of Republic of Macedonia - Skopje
Center for statistical processing health data, publication and education

**NATURAL CHANGES OF THE POPULATION OF REPUBLIC OF MACEDONIA
IN 2016 (RATE/1000 INHABITANTS)**

HEALTH REGIONS	Nativity	Mortality	Natural increase
REPUBLIC MACEDONIA	11,1	9,9	1,2
Berovo	6,5	14,0	-7,4
Bitola	9,8	12,8	-3,0
Makedonski Brod	10,2	13,5	-3,2
Valandovo	10,4	9,9	0,5
Veles	11,2	11,0	0,2
Vinica	8,1	10,4	-2,2
Gevgelija	10,2	11,7	-1,5
Gostivar	8,3	7,3	1,0
Debar	9,2	5,3	3,8
Delchevo	8,1	11,6	-3,5
Demir Hisar	6,6	15,7	-9,1
Kavadarci	10,7	11,5	-0,8
Kichevo	7,6	8,9	-1,4
Kochani	8,9	10,9	-2,0
Kratovo	5,6	13,2	-7,6
Kriva Palanka	8,7	10,3	-1,6
Krushevo	10,5	12,3	-1,8
Kumanovo	11,1	9,0	2,1
Negotino	10,8	11,9	-1,1
Ohrid	11,3	13,0	-1,6
Prilep	9,9	12,2	-2,3
Probishtip	7,3	11,9	-4,6
Radovish	10,9	9,0	1,9
Resen	7,7	12,9	-5,2
Sveti Nikole	8,8	13,2	-4,5
Skopje	13,6	9,6	4,0
Struga	10,5	6,8	3,7
Strumica	10,5	10,1	0,4
Tetovo	11,6	7,5	4,1
Shtip	10,4	10,1	0,3

Source: State Statistical Office

Processed: Institute for Public Health of Republic of Macedonia - Skopje
Center for statistical processing health data, publication and education

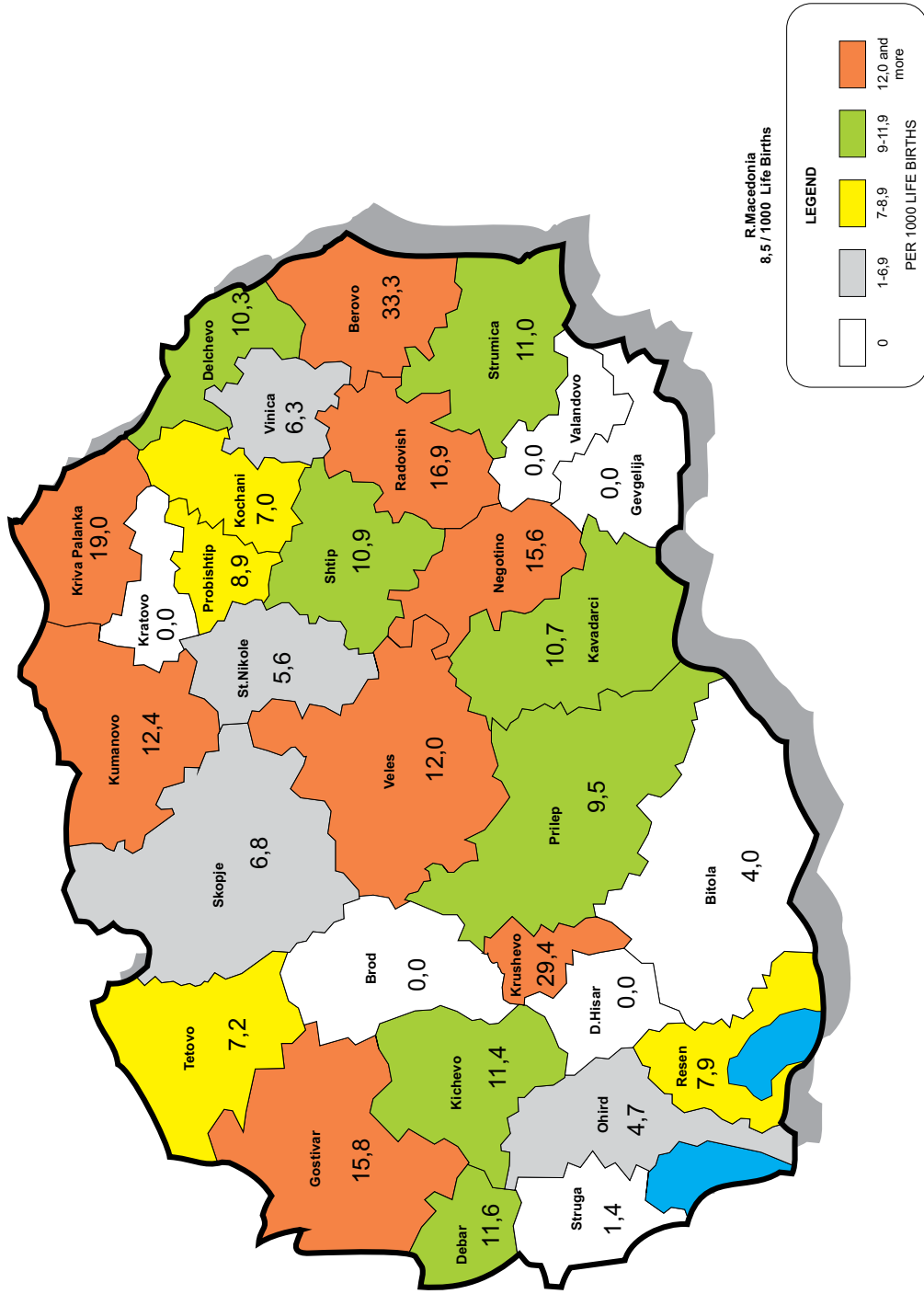
INFANT MORTALITY IN REPUBLIC OF MACEDONIA IN 2016

HEALTH REGIONS	Infant mortality	
	Number	Rate 1000 live births
REPUBLIC MACEDONIA	273	11,9
Berovo	2	17,2
Bitola	6	6,0
Makedonski Brod	1	8,8
Valandovo	1	8,1
Veles	8	10,8
Vinica	3	19,0
Gevgelija	4	11,5
Gostivar	17	17,0
Debar	1	3,9
Delchevo	2	10,4
Demir Hisar	1	18,5
Kavadarci	6	13,0
Kichevo	3	6,9
Kochani	1	2,3
Kratovo	0	0,0
Kriva Palanka	2	9,7
Krushevo	1	10,1
Kumanovo	24	15,1
Negotino	3	11,9
Ohrid	7	11,1
Prilep	9	9,6
Probishtip	2	18,0
Radovish	6	16,9
Resen	6	48,0
Sveti Nikole	1	5,6
Skopje	102	12,0
Struga	5	7,0
Strumica	13	13,1
Tetovo	35	15,0
Shtip	1	1,8

Source: State Statistical Office

Processed: Institute for Public Health of Republic of Macedonia - Skopje
Center for statistical processing health data, publication and education

INFANT MORTALITY (DECEASED INFANTS PER 1000 LIVE-BIRTHS) BY HEALTH REGIONS IN REPUBLIC OF MACEDONIA IN 2016



Source: SSO
 Prepare: IPH
Center for statistical health data processing, statistics and education

INFANT MORTALITY BY AGE IN R.MACEODINA IN 2016 (RATE/1000 LIVE BIRTHS)

HEALTH REGIONS	Mortinatalty		Neonatal mortality				Postneonatal mortality		Perinatal mortality	
			Early		Late					
	Number	Rate	Number	Rate	Number	Rate	Number	Rate	Number	Rate
REPUBLIC MACEDONIA	197	8,5	174	7,6	64	2,8	35	1,5	371	16,0
Berovo	4	33,3	2	17,2	0	0,0	0	0,0	6	50,0
Bitola	4	4,0	4	4,0	0	0,0	2	2,0	8	8,0
Makedonski Brod	0	0,0	1	8,8	0	0,0	0	0,0	1	8,8
Valandovo	0	0,0	1	8,1	0	0,0	0	0,0	1	8,1
Veles	9	12,0	6	8,1	1	1,3	1	1,3	15	20,0
Vinica	1	6,3	3	19,0	0	0,0	0	0,0	4	25,2
Gevgelija	0	0,0	2	5,7	2	5,7	0	0,0	2	5,7
Gostivar	16	15,8	5	5,0	7	7,0	5	5,0	21	20,7
Debar	3	11,6	1	3,9	0	0,0	0	0,0	4	15,4
Delchevo	2	10,3	1	5,2	1	5,2	0	0,0	3	15,5
Demir Hisar	0	0,0	0	0,0	0	0,0	1	18,5	0	0,0
Kavadarci	5	10,7	4	8,7	0	0,0	2	4,3	9	19,3
Kichevo	5	11,4	3	6,9	0	0,0	0	0,0	8	18,3
Kochani	3	7,0	0	0,0	1	2,3	0	0,0	3	7,0
Kratovo	0	0,0	0	0,0	0	0,0	0	0,0	0	0,0
Kriva Palanka	4	19,0	0	0,0	1	4,9	1	4,9	4	19,0
Krushevo	3	29,4	0	0,0	1	10,1	0	0,0	3	29,4
Kumanovo	20	12,4	15	9,4	7	4,4	2	1,3	35	21,7
Negotino	4	15,6	0	0,0	2	7,9	1	4,0	4	15,6
Ohrid	3	4,7	4	6,3	0	0,0	3	4,8	7	11,1
Prilep	9	9,5	4	4,3	3	3,2	2	2,1	13	13,7
Probishtip	1	8,9	2	18,0	0	0,0	0	0,0	3	26,8
Radovish	6	16,6	2	5,6	3	8,4	1	2,8	8	22,1
Resen	1	7,9	4	32,0	2	16,0	0	0,0	5	39,7
Sveti Nikole	1	5,6	1	5,6	0	0,0	0	0,0	2	11,2
Skopje	58	6,8	72	8,5	23	2,7	7	0,8	130	15,3
Struga	1	1,4	4	5,6	0	0,0	1	1,4	5	7,0
Strumica	11	11,0	9	9,1	4	4,0	0	0,0	20	19,9
Tetovo	17	7,2	24	10,3	5	2,1	6	2,6	41	17,5
Shtip	6	10,9	0	0,0	1	1,8	0	0,0	6	10,9

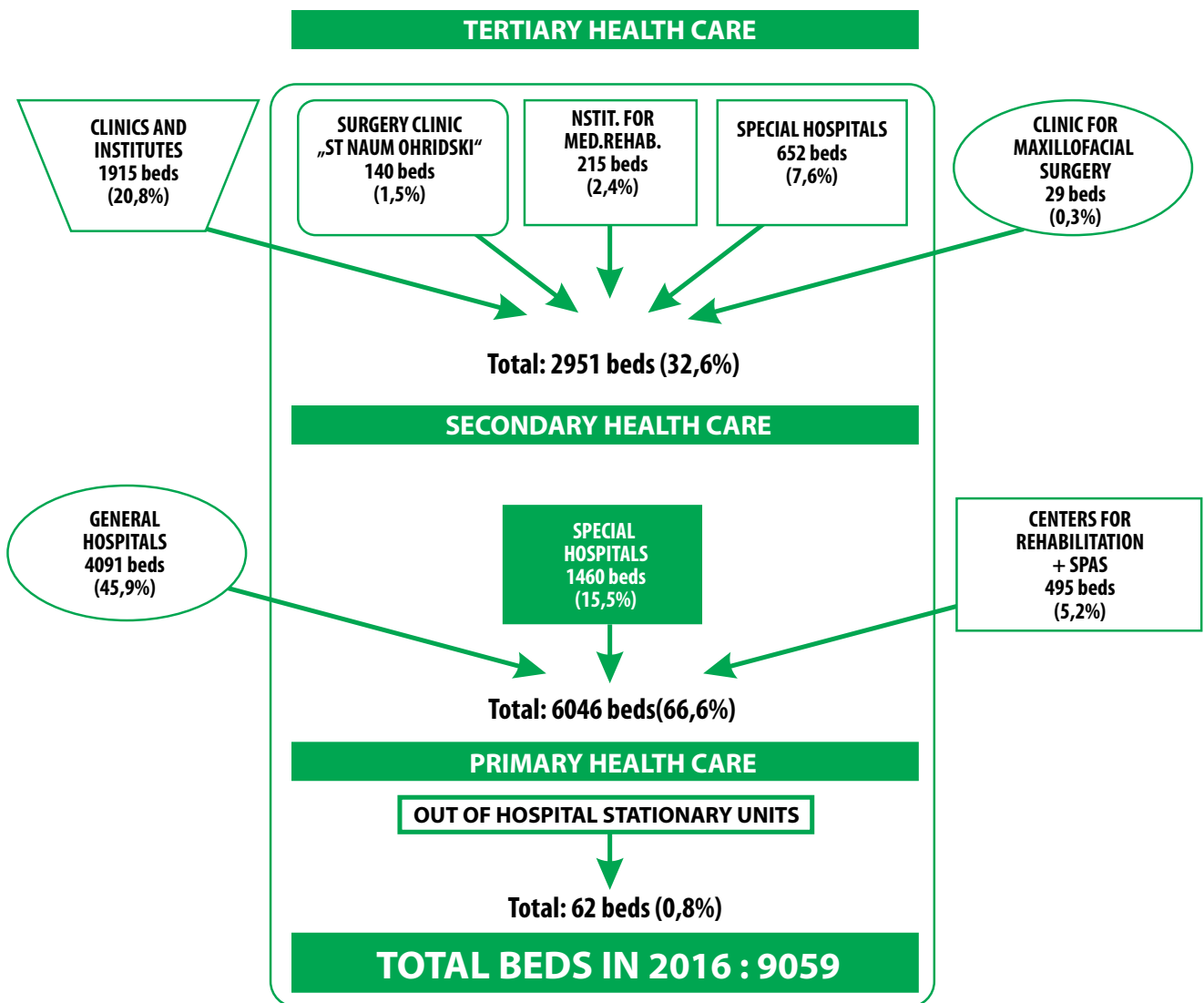
Source: State Statistical Office

Processed: Institute for Public Health of Republic of Macedonia - Skopje
Center for statistical processing health data, publication and education



GENERAL PART

NETWORK OF INPATIENT HEALTH INSTITUTIONS AND BEDS BY LEVEL OF HEALTH CARE IN REPUBLIC OF MACEDONIA IN 2016



HEALTH ORGANIZATIONS AND PERSONNEL EMPLOYED IN REPUBLIC OF MACEDONIA IN 2016

HEALTH ORGANIZATIONS	Total personnel	Physicians	Physicians specialists	Dentists	Pharmacists	Health coworkers	Health personnel with higher and mid-level qualification	With lower level qualifications	Non-medical personnel
TOTAL	31264	6210	3715	1806	1019	2348	13506	452	5923
1. Health stations	229	35	18	2	0	100	29	0	63
2. Health centers	4426	854	326	182	16	240	1927	9	1198
- in REPUBLIC MACEDONIA	3186	538	155	132	12	157	1433	4	910
- Out-of hospital stationary	52	3	2	0	0	4	40	5	0
- Health center - Skopje	1133	298	154	50	3	77	433	0	272
- Health center "Zeleznicar" - Skopje	55	15	15	0	1	2	21	0	16
3. Private health organizations	9242	1943	812	1437	898	349	4471	0	144
4. General hospitals	5012	1049	729	4	34	357	2226	172	1170
5. Clinic hospitals	2036	482	372	5	18	150	859	170	352
6. Private hospitals	1657	265	216	3	13	104	781	1	490
7. University clinics for surgery "Sv.Naum Ohridski" - Skopje	374	90	60	0	1	46	158	7	72
8. Special hospital for gynecology and obstetrics - Chair, Skopje	197	43	30	0	1	5	93	0	55
9. Institute for pulmonary diseases - Kozle, Skopje	202	38	26	0	0	12	91	0	61
10. Centers for Public Health (10)	595	121	98	0	7	77	240	10	140
11. Institute for Public Health of Republic of Macedonia	180	35	29	1	8	62	32	0	42
12. University clinics	3921	782	642	0	16	534	1288	20	1281
13. Dentistry clinics	346	2	1	149	0	36	98	0	61
14. PHO University Dental Clinical Centre Prof. Dr. Bojo Andreevski Skopje	33	0	0	21	0	2	10	0	0
15. Institutes with the Medical faculty and other health institutions	368	135	100	0	0	41	61	0	131
16. Institute for Transfusion Medicine of the Republic of Macedonia - Skopje	302	70	61	0	0	28	138	2	64
17. Dialysis centers	262	37	14	0	0	14	160	2	49
18. Special hospitals for pulmonary diseases and TB	120	27	22	0	0	6	58	11	18
19. Special psychiatric hospitals	664	56	48	1	3	56	341	16	191
20. Rehabilitation and treatment centers	625	87	69	1	4	84	231	11	207
21. Other special hospitals	473	59	42	0	0	45	214	21	134

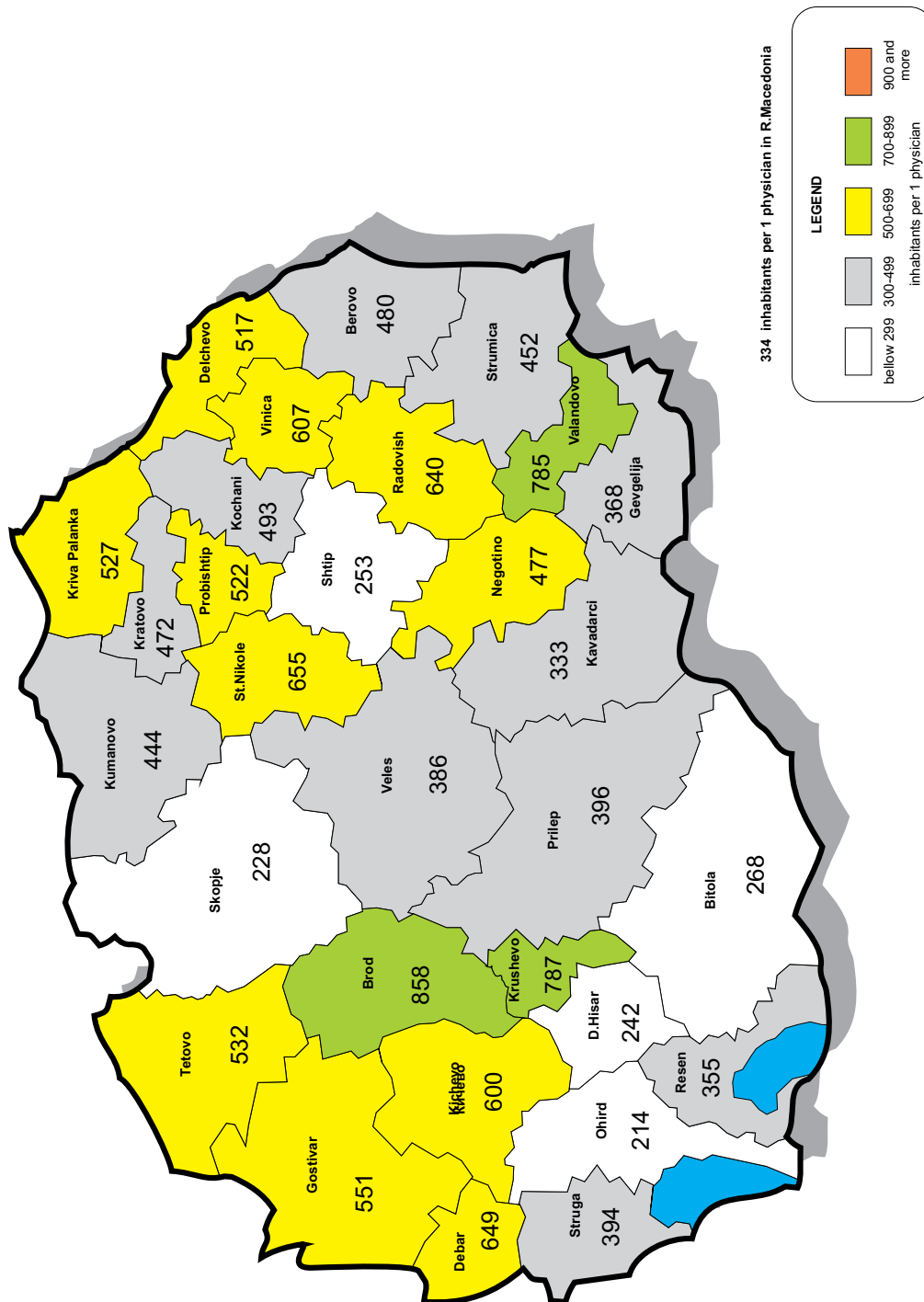
Source: Institute for Public Health of Republic of Macedonia Center for statistical processing health data, publication and education

NUMBER OF PHYSICIANS BY HEALTH REGIONS IN REPUBLIC OF MACEDONIA IN 2016

HEALTH REGIONS	Total physicians	Number of inhabitants per 1 physician
REPUBLIC MACEDONIA	6210	333,7
Berovo	37	480,4
Bitola	379	267,6
Makedonski Brod	13	857,6
Valandovo	15	784,7
Veles	171	386,4
Vinica	32	606,7
Gevgelija	93	368,2
Gostivar	218	550,8
Debar	43	649,3
Delchevo	46	517,1
Demir Hisar	34	242,1
Kavadarci	129	333,1
Kichevo	95	600,0
Kochani	97	492,5
Kratovo	20	472,0
Kriva Palanka	45	527,0
Krushevo	12	787,1
Kumanovo	322	444,2
Negotino	49	477,4
Ohrid	260	213,6
Prilep	240	395,6
Probishtip	29	522,4
Radovish	51	640,4
Resen	46	355,0
Sveti Nikole	31	655,3
Skopje	2735	227,7
Struga	173	393,8
Strumica	210	451,8
Tetovo	377	531,8
Shtip	208	253,3

Source: Institute for Public Health of Republic of Macedonia
Center for statistical processing health data, publication and education

**NUMBER OF INHABITANTS PER PHYSICIAN BY HEALTH REGIONS
IN REPUBLIC OF MACEDONIA IN 2016**



Prepare: IPH
 Center for statistical health data processing, statistics and evaluation
 Skopje, 14 April, 2016/16/04/2016

**PHYSICIANS SPECIALISTS BY SPECIALITY AND GENDER
IN REPUBLIC OF MACEDONIA IN 2016**

SPECIALTY	Number		
	Total	male	female
Gynecology and obstetrics	325	135	190
Anesthesiology with resuscitation	178	72	106
Skin and venereal diseases	98	17	81
Epidemiology	41	16	25
infectious diseases	75	25	50
Internal medicine	552	247	305
Emergency medicine	6	4	2
Cardiology	42	23	19
Endocrinology	4	2	2
Rheumatology	17	7	10
Gastroenterology	27	12	15
Nephrology	15	5	10
Pulmology	19	5	14
Pneumophytiziology	19	6	13
Pediatrics	336	72	264
Clinical pharmacology	8	6	2
Medical biochemistry	76	16	60
Medical microbiology and parazitology	61	11	50
Occupational health	64	28	36
Physiology	3	2	1
Neurology	87	33	54
Neuropsychiatry	24	11	13
Psychiatry	144	58	86
	17	4	13
Nuclear medicine	121	38	83
General medicine	114	18	96
Primary health care	198	167	31
Family medicine	24	21	3
General surgery	15	11	4
Neurosurgery	8	8	0
Pediatric surgery	20	12	8
Abdominal surgery	6	6	0
Plastic and reconstructive surgery	6	6	0
Thoracic and vascular surgery	71	70	1
Urology	118	99	19
Orthopedics and Traumatology	114	52	62
Otorhinolaringology	125	42	83
Ophthalmology	149	66	83
Radiodiagnositics	28	8	20
Radiotherapy	26	8	18
Social medicine with organization of health services	24	11	13
Sport medicine	15	10	5
Forensic medicine	77	26	51
Transfusiology	47	7	40
School medicine	100	23	77
Physical Medicine and Rehabilitation	36	17	19
Hygiene	34	10	24
Pathological anatomy	1	0	1
Immunology	3715	1553	2162
Total physicians specialists	2495	812	1683
Physicians of general medicine	6210	2365	3845
Total physicians	5975	2322	3653

Source: Institute for Public Health of Republic of Macedonia
Center for statistical processing health data, publication and education

NUMBER OF PHYSICIANS BY HEALTH REGIONS IN
 REPUBLIC OF MACEDONIA IN 2016

HEALTH REGIONS	Total physicians	General medicine		On specialisation		Specialists	
		Number	%	Number	%	Number	%
REPUBLIC OF MACEDONIA	6210	1801	29,0	694	11,2	3715	59,8
Berovo	37	19	51,4	1	2,7	17	45,9
Bitola	379	85	22,4	32	8,4	262	69,1
Makedonski Brod	13	8	61,5	0	0,0	5	38,5
Valandovo	15	8	53,3	1	6,7	6	40,0
Veles	171	53	31,0	17	9,9	101	59,1
Vinica	32	14	43,8	2	6,3	16	50,0
Gevgelija	93	21	22,6	21	22,6	51	54,8
Gostivar	218	92	42,2	26	11,9	100	45,9
Debar	43	10	23,3	5	11,6	28	65,1
Delchevo	46	24	52,2	2	4,3	20	43,5
Demir Hisar	34	15	44,1	4	11,8	15	44,1
Kavadarci	129	43	33,3	10	7,8	76	58,9
Kichevo	95	41	43,2	15	15,8	39	41,1
Kochani	97	22	22,7	9	9,3	66	68,0
Kratovo	20	9	45,0	2	10,0	9	45,0
Kriva Palanka	45	23	51,1	4	8,9	18	40,0
Krushevo	12	9	75,0	0	0,0	3	25,0
Kumanovo	322	128	39,8	39	12,1	155	48,1
Negotino	49	20	40,8	6	12,2	23	46,9
Ohrid	260	58	22,3	41	15,8	161	61,9
Prilep	240	89	37,1	31	12,9	120	50,0
Probishtip	29	14	48,3	2	6,9	13	44,8
Radovish	51	30	58,8	0	0,0	21	41,2
Resen	46	19	41,3	2	4,3	25	54,3
Sveti Nikole	31	18	58,1	0	0,0	13	41,9
Skopje	2735	618	22,6	276	10,1	1841	67,3
Struga	173	49	28,3	26	15,0	98	56,6
Strumica	210	75	35,7	30	14,3	105	50,0
Tetovo	377	140	37,1	52	13,8	185	49,1
Shtip	208	47	22,6	38	18,3	123	59,1

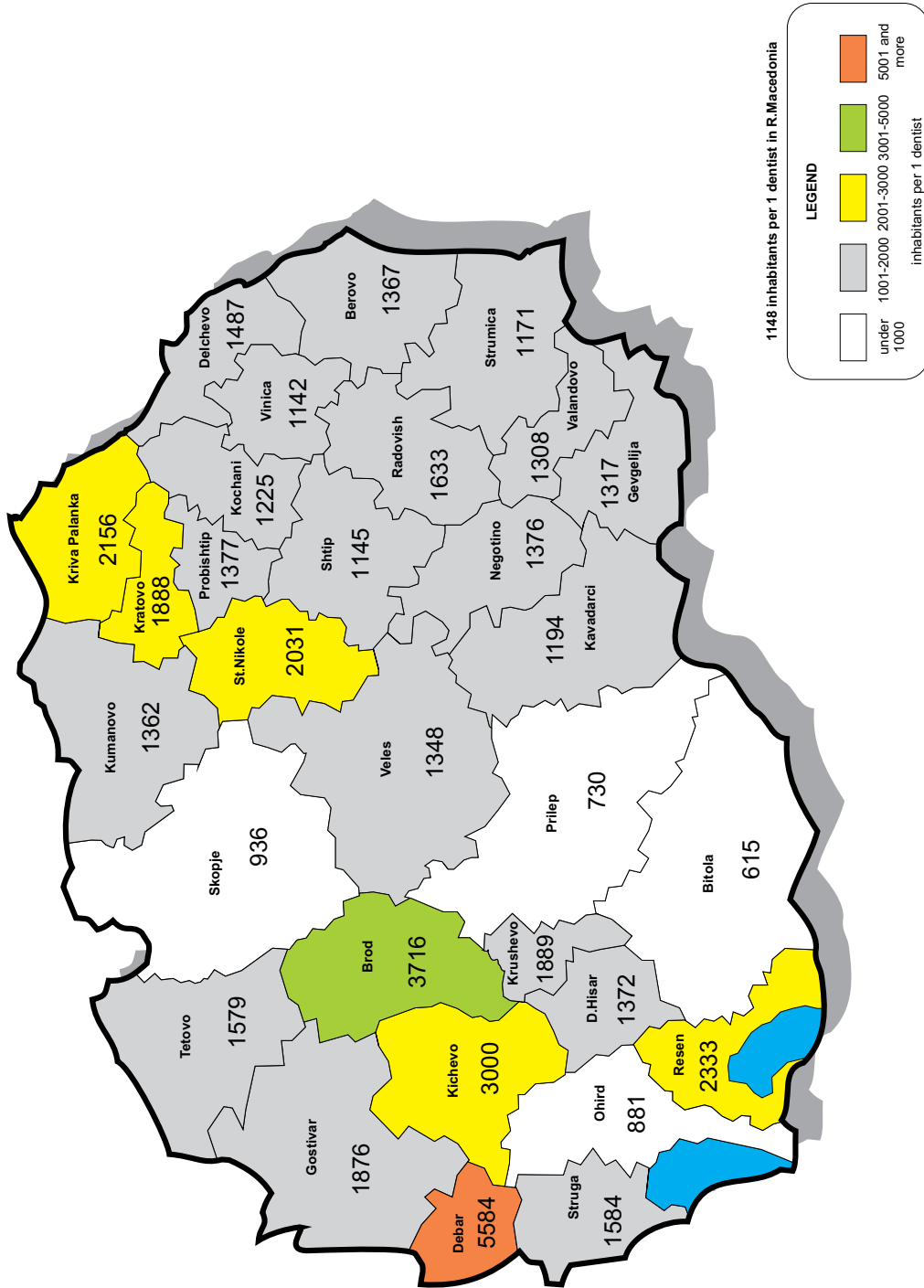
Source: Institute for Public Health of Republic of Macedonia
 Center for statistical processing health data, publication and education

**NUMBER OF DENTISTS BY HEALTH REGIONS
IN REPUBLIC OF MACEDONIA IN 2016**

HEALTH REGIONS	Number of dentists	Number of inhabitants per 1 dentist
REPUBLIC OF MACEDONIA	1806	1147,6
Berovo	13	1367,3
Bitola	165	614,7
Makedonski Brod	3	3716,3
Valandovo	9	1307,9
Veles	49	1348,3
Vinica	17	1141,9
Gevgelija	26	1317,2
Gostivar	64	1876,3
Debar	5	5584,4
Delchevo	16	1486,6
Demir Hisar	6	1371,7
Kavadarci	36	1193,6
Kichevo	19	2999,9
Kochani	39	1224,8
Kratovo	5	1888,0
Kriva Palanka	11	2156,0
Krushevo	5	1889,0
Kumanovo	105	1362,3
Negotino	17	1375,9
Ohrid	63	881,4
Prilep	130	730,4
Probishtip	11	1377,2
Radovish	20	1633,1
Resen	7	2333,1
Sveti Nikole	10	2031,4
Skopje	658	946,4
Struga	43	1584,4
Strumica	81	1171,2
Tetovo	127	1578,6
Shtip	46	1145,1

Source: Institute for Public Health of Republic of Macedonia
Center for statistical processing health data, publication and education

**NUMBER OF INHABITANTS PER 1 DENTIST
BY HEALTH REGIONS IN REPUBLIC OF MACEDONIA IN 2016**



Prepare: IPH
Center for statistical health data processing, analysis and evaluation
Skopje, 1000, Bld. "Partizan" (Bld. "Partizan")

**NUMBER OF PHARMACISTS BY HEALTH REGIONS
IN REPUBLIC OF MACEDONIA IN 2016**

HEALTH REGIONS	Number of Pharmacists	Number of inhabitants per 1 Pharmacists
REPUBLIC OF MACEDONIA	1019	2033,8
Berovo	6	2962,5
Bitola	108	939,1
Makedonski Brod	3	3716,3
Valandovo	7	1681,6
Veles	41	1611,4
Vinica	8	2426,6
Gevgelija	9	3805,2
Gostivar	28	4288,7
Debar	10	2792,2
Delchevo	10	2378,6
Demir Hisar	6	1371,7
Kavadarci	34	1263,8
Kichevo	17	3352,9
Kochani	34	1405,0
Kratovo	3	3146,7
Kriva Palanka	6	3952,7
Krushevo	4	2361,3
Kumanovo	78	1833,9
Negotino	9	2599,0
Ohrid	24	2313,8
Prilep	59	1609,4
Probishtip	5	3029,8
Radovish	7	4666,0
Resen	16	1020,8
Sveti Nikole	4	5078,5
Skopje	287	2169,9
Struga	27	2523,4
Strumica	43	2206,3
Tetovo	98	2045,7
Shtip	28	1881,3

Source: Institute for Public Health of Republic of Macedonia
Center for statistical processing health data, publication and education

**PROFILE OF HEALTH PERSONNEL IN THE INSTITUTE FOR PUBLIC HEALTH
AND CENTERS FOR PUBLIC HEALTH IN REPUBLIC OF MACEDONIA IN 2016**

INSTITUTES FOR HEALTH PROTECTION	TOTAL	TOTAL physicians	TOTAL physicians	TOTAL physicians	Physicians specialists	Pharmacists	Other	Health	
								personnel with higher and midlevel qualification	Non-medical personnel
IHP	180	35	29	1	8	62	32	42	
CHP Bitola	69	15	13	0	2	22	17	13	
CHP Veles	70	15	14	0	1	4	40	10	
CHP Kochani	41	9	7	0	0	3	19	10	
CHP Kumanovo	60	13	11	0	2	6	26	13	
CHP Ohrid	48	12	9	0	0	5	16	15	
CHP Prilep	51	10	8	0	0	12	18	11	
CHP Skopje	137	21	16	0	1	15	62	38	
CHP Strumica	25	6	4	0	1	0	8	10	
CHP Tetovo	61	11	9	0	0	4	31	15	
CHP Shtip	33	9	7	0	0	6	13	5	
REPUBLIC MACEDONIA	775	156	127	1	15	139	282	182	

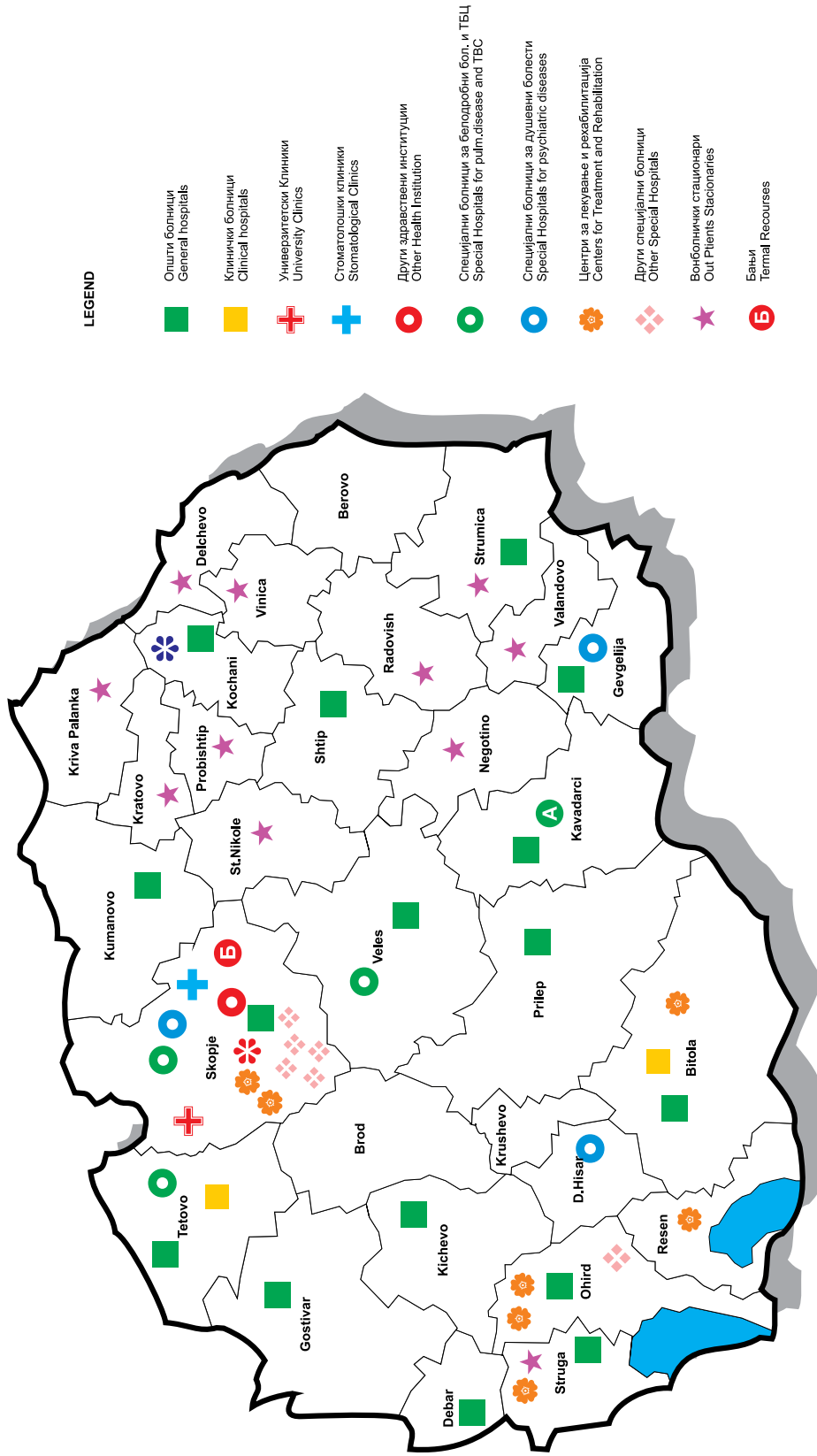
Source: Institute for Public Health of Republic of Macedonia
Center for statistical processing health data, publication and education

**TOTAL NUMBER OF PHYSICIANS BY SPECIALTY IN THE INSTITUTE FOR PUBLIC HEALTH
AND CENTERS FOR PUBLIC HEALTH IN REPUBLIC OF MACEDONIA IN 2016**

INSTITUTES FOR HEALTH PROTECTION	Total physicians	Physicians specialists	Epidemiolo- gy	Hygiene	Social medicine	Micro- biology	Occu- pational medicine	General medicine	General surgery	Internal medicine
IHP	35	29	4	5	7	9	3	-	1	-
CHP Bitola	15	13	2	5	2	4	-	-	-	-
CHP Veles	15	14	2	5	3	3	-	1	-	-
CHP Kochani	9	7	4	1	0	2	-	-	-	-
CHP Kumanovo	13	11	3	3	2	2	-	-	-	1
CHP Ohrid	12	9	3	3	1	2	-	-	-	-
CHP Prilep	10	8	2	2	1	3	-	-	-	-
CHP Skopje	21	16	5	4	5	2	-	-	-	-
CHP Strumica	6	4	1	1	1	1	-	-	-	-
CHP Tetovo	11	9	2	3	1	3	-	-	-	-
CHP Shtip	9	7	3	2	1	1	-	-	-	-
REPUBLIC MACEDONIA	156	127	31	34	24	32	1	0	2	1

Source: Institute for Public Health of Republic of Macedonia
Center for statistical processing health data, publication and education

INPATIENT HEALTH INSTITUTIONS IN REPUBLIC OF MACEDONIA



Prepare: IPH
 Сопствена разработка, подготвена со поддршка од Светска Здравствена Организација, Скопје, Македонија

**NETWORK OF INPATIENT HEALTH INSTITUTIONS, PERSONNEL AND BEDS
IN REPUBLIC OF MACEDONIA IN 2016**

	HOSPITAL INSTITUTIONS	Physicians total	Specialists	Health personnel with higher and mid-level qualifications	Beds
1	General hospitals	722	472	1586	2679
	Clinic hospitals	440+5*	344+5*	991	1412
2	University clinics	624	521	1345	1915
3	University Clinic for Surgery of the face, jaw and neck - Maxillofacial Surgery	1+12*	1+12*	12	29
4	Surgery clinic "St. Naum Ohridski" - Skopje	65	43	152	140
5	Special Hospital for Gynecology and Obstetrics MOTHER TERESA Skopje	40	29	76	86
6	Special hospital for gynecology, obstetrics and orthopedics MY HOSPITAL - Skopje	7	7	14	10
7	Special Hospital for Gynecology and Obstetrics- Plodnost, Skopje	9	7	26	14
8	Special hospitals for "Filip Vtori" - Skopje	33	23	82	128
9	European eye hospital - Skopje	5	4	14	20
10	Institute for pulmonary diseases in children Kozle, Skopje	30	18	70	106
11	Special hospitals for pulmonary diseases and tuberculosis	23	19	59	187
12	Institute for orthopedics and traumatology "St.Erasmo" -Ohrid	42	31	114	237
13	Neuropsychiatric hospitals	39+1*	32	314	983
14	Rehabilitation centers	70	53	148	530
15	Institute for gerontology "13th November" - Skopje	5	5	7	180
16	Environmental factor treatment hospitals - Katlanovo, Skopje	21	9	90	341
17	Out-of-hospital stationary units	3	2	36	62
	TOTAL	2179+18*	1620+17*	5136	9059

*dentists

Source: Institute for Public Health of Republic of Macedonia
Center for statistical processing health data, publication and education

**NETWORK OF INPATIENT HEALTH INSTITUTIONS, WORKLOAD
IN REPUBLIC OF MACEDONIA IN 2016**

HOSPITAL INSTITUTIONS	Utilized beddays	Treated patients	Average length of stay	Bed occupancy
1 General hospitals	497781	97244	5,1	50,9
Clinic hospitals	233882	47022	5,0	45,4
2 University clinics	403216	66755	6,0	57,7
3 University Clinic for Surgery of the face, jaw and neck - Maxillofacial Surgery	4490	1057	4,2	42,4
4 Surgery clinic "St. Naum Ohridski" - Skopje	29706	5595	5,3	58,1
5 Special Hospital for Gynecology and Obstetrics MOTHER TERESA Skopje	16213	5197	3,1	51,7
6 Special hospital for gynecology, obstetrics and orthopedics MY HOSPITAL - Skopje	252	389	0,6	6,9
7 Special Hospital for Gynecology and Obstetrics- Plodnost, Skopje	2304	830	2,8	45,1
8 Special hospitals for "Filip Vtori" - Skopje	18480	3356	5,5	39,6
9 European eye hospital - Skopje	1586	794	2	21,7
10 Institute for pulmonary diseases in children Kozle, Skopje	25084	3673	6,8	64,8
11 Special hospitals for pulmonary diseases and tuberculosis	31796	3147	10,1	46,6
12 Institute for orthopedics and traumatology "St.Erasmo" -Ohrid	44623	3606	12,4	51,58
13 Neuropsychiatric hospitals	317156	1595	198,8	88,4
14 Rehabilitation centers	109622	6931	15,8	56,7
15 Institute for gerontology "13th November" - Skopje	99383	805	123,5	79,8
16 Environmental factor treatment hospitals - Katlanovo, Skopje	21160	1001	21,1	32,2
17 Out-of-hospital stationary units	4109	687	6,0	18,2
TOTAL	1860843	249684	7,5	56,3

Source: Institute for Public Health of Republic of Macedonia
Center for statistical processing health data, publication and education

**BEDS IN INPATIENT HEALTH INSTITUTIONS PER 1.000 INHABITANTS
IN REPUBLIC OF MACEDONIA IN 2016**

Health regions	Number	Per 1000 inhabitants
REPUBLIC MACEDONIA	9059	4,4
Berovo	-	-
Bitola	514	5,1
Brod	-	-
Valandovo	13	1,1
Veles	339	5,1
Vinica	-	-
Gevgelija	350	10,2
Gostivar	203	1,7
Debar	78	2,8
Delchevo	6	0,3
Demir Hisar	375	45,6
Kavadarci	119	2,8
Kichevo	66	1,2
Kochani	149	3,1
Kratovo	8	0,8
Kriva Palanka	24	1,0
Krushevo	-	-
Kumanovo	333	2,3
Negotino	-	-
Ohrid	527	9,5
Prilep	340	3,6
Probishtip	6	0,4
Radovish	-	-
Resen	72	4,4
Sveti Nikole	5	0,2
Skopje	4184	6,7
Struga	199	2,9
Strumica	307	3,2
Tetovo	436	2,2
Shtip	406	7,7

Source: Institute for Public Health of Republic of Macedonia
Center for statistical processing health data, publication and education

NUMBER OF HEALTH WORKERS IN INPATIENT DEPARTMENTS OF GENERAL AND CLINIC HOSPITALS IN REPUBLIC OF MACEDONIA IN 2016

GENERAL AND CLINIC HOSPITALS	PHYSICIANS		Health personnel with higher and midlevel qualifications		Beds		
	TOTAL	specialists	TOTAL	Per 1 physician	TOTAL	Per 1 physician	Per 1000 inhabitants
REPUBLIC MACEDONIA	1162+5*	816+5*	2577	2,2	4091	3,5	2,0
General hospitals							
Veles	46	32	158	3,4	269	5,8	4,1
Gevgelija	23	10	61	2,7	130	5,7	3,8
Gostivar	63	52	121	2,1	203	3,2	1,7
Debar	12	5	34	3,4	78	7,1	2,8
Kavadarci	27	21	59	2,2	119	4,6	2,8
Kichevo	16	10	57	3,4	66	4,0	1,2
Kochani	23	17	62	2,6	149	6,5	3,1
Kumanovo	79	47	208	2,6	333	4,0	2,3
Ohrid	69	40	114	1,7	192	2,8	3,5
Prilep	76	44	177	2,3	340	4,4	3,6
Skopje	183	126	294	1,6	409	2,2	0,7
Struga	41	30	91	2,0	84	2,0	1,2
Strumica	64	38	150	2,3	307	4,8	3,2
Clinic hospitals							
Bitola	122+3*	103+3*	267	2,1	500	4,0	4,9
Tetovo	131	88	222	1,7	391	3,1	2,0
Skopje	94	85	350	3,7	115	1,2	0,2
Shtip	93+2*	68+2*	152	1,4	406	3,7	7,7

Source: Institute for Public Health of Republic of Macedonia
Center for statistical processing health data, publication and education

**BEDS IN SPECIAL HOSPITALS, INSTITUTES AND CENTERS
IN REPUBLIC OF MACEDONIA IN 2016**

HOSPITALS-CENTERS	BEDS
Special psychiatry hospitals	983
Psychiatric hospital "Skopje" - Skopje	388
Neuropsychiatric hospital Negorci, Gevgelija	220
Psychiatric hospital Demir Hisar	375
Special hospitals for pulmonary diseases and tuberculosis	187
Institute for pulmonary diseases and TB - Skopje	72
Special hospital for pulmonary diseases and TB - Lesok	45
Special hospital for pulmonary diseases and TB - Jasenovo	70
Institute for pulmonary diseases in children - Skopje	106
Rehabilitation centres	530
Institute for medical rehabilitation - Skopje	215
Institute for prevention and treatment of cardiovascular diseases - Ohrid	98
P.H.O. - Institute for dialysis, nephrology and rehabilitation - Struga	115
Institute for prevention, treatment and rehabilitation of chronic respiratory and specific diseases - Oteshevo	72
Center for speech, voice and hearing - Skopje	30
Special hospital for orthopedics and traumatology "St.Erasmo" - Ohrid	237
Special hospital for gynecology, obstetrics and orthopedics MY HOSPITAL - Skopje	10
Special Hospital for Gynecology and Obstetrics- Plodnost, Skopje	14
Special Hospital for Gynecology and Obstetrics MOTHER TERESA Skopje	86
European eye hospital - Skopje	20
Special hospital "Fili Vtori" - Skopje	128
Environmental factor treatment hospital Katlanovo- Skopje	180
Institute for gerontology "13th November" - Skopje	341

Source: Institute for Public Health of Republic of Macedonia
Center for statistical processing health data, publication and education

**HEALTH PERSONNEL AND BEDS IN UNIVERSITY CLINICS
AND CLINICS IN REPUBLIC OF MACEDONIA IN 2016**

UNIVERSITY CLINICS AND CLINICS	Physicians	Health personnel with higher and midlevel qualification	Beds
TOTAL (1+2+3)	624	1345	1915
1.MEDICAL GROUP	303	602	953
University clinic	23	49	129
University clinic for pediatric diseases	67	146	240
University clinic for neurology	24	42	89
University clinic for psychiatry	14	36	60
University clinic for dermato-venerology	17	20	31
University clinic for gastroenterohepatology	22	31	48
University clinic for pulmonology and allergology	24	26	48
University clinic for cardiology	37	100	120
University clinic for toxicology	16	31	31
University clinic for nephrology	12	30	45
University clinic for endocrinology, diabetes and metabolic disorders	13	25	35
University clinic for rheumatology	14	24	42
University clinic for hematology	20	42	35
2.SURGICAL GROUP	288	676	827
University clinic for anesthesiology, reanimation and intensive treatment	58	73	18
University clinic for digestive surgery	16	64	71
University clinic for urology	12	36	31
University clinic for pediatric surgery	18	40	54
University clinic for neurology surgery	11	59	57
University clinic for thoracic and vascular surgery	12	26	52
University clinic for cardiac surgery	12	34	16
University clinic for plastic and reconstructive surgery	12	25	35
University clinic for traumatology	7	37	54
University clinic for orthopedic diseases	31	49	135
University clinic for gynecology and obstetrics	36	66	94
University clinic for otorinolaringology	31	94	73
University clinic for ophthalmology	19	38	58
University clinic for ophthalmology	13	35	79
3. UNIVERSITY CLINIC FOR RADIOTHERAPY AND ONCOLOGY	33	67	135
4.UNIVERSITY CLINIC FOR SURGICAL DISEASES "SV. NAUM OHRIDSKI" - SKOPJE	65	152	140
5.UNIVERSITY CLINIC FOR SURGERY OF THE FACE, JAW AND NECK-MAXILLOFACIAL SURGERY	1+12*	12	29
TOTAL (1+2+3+4+5)	690+12*	1509	2084

*Dentists

Source: Institute for Public Health of Republic of Macedonia
Center for statistical processing health data, publication and education

**TREATED PATIENTS AND UTILIZED BEDDAYS IN
UNIVERSITY CLINICS AND CLINICS IN REPUBLIC MACEDONIA IN 2016**

UNIVERSITY CLINICS AND CLINICS	Treated patients	Utilized beddays
TOTAL (1+2+3)	403216	66755
1.MEDICAL GROUP	194919	27489
University clinic for infectious diseases and febrile conditions	31101	2730
University clinic for pediatrics diseases	20875	3427
University clinic for neurology	20827	1995
University clinic for psychiatry	17235	587
University clinic for dermato-venerology	5694	476
University clinic for gastroenterohepatology	14748	1953
University clinic for pulmonology and allergology	15906	2037
University clinic for cardiology	26341	9041
University clinic for toxicology	4025	683
University clinic for nephrology	15309	2382
University clinic for endocrinology, diabetes and metabolic disorders	2982	722
University clinic for rheumatology	6106	537
University clinic for hematology	13770	919
2.SURGICAL GROUP	188681	37436
University clinic for anesthesiology, reanimation and intensive treatment	5495	1012
University clinic for digestive surgery	18830	2438
University clinic for urology	10672	2766
University clinic for pediatric surgery	7564	1716
University clinic for neurology surgery	13032	1149
University clinic for thoracic and vascular surgery	16646	2075
University clinic for plastic and reconstructive surgery	12236	5338
University clinic for cardiac surgery	1549	178
University clinic for traumatology	10841	1397
University clinic for orthopedic diseases	12409	1897
University clinic for gynecology and obstetrics	44983	8930
University clinic for otorinolaringology	23631	5271
University clinic for ophtalmology	9918	2173
University clinic for ophtalmology	875	1096
3. UNIVERSITY CLINIC FOR RADIOTHERAPY AND ONCOLOGY	19616	1830
4.UNIVERSITY CLINIC FOR SURGICAL DISEASES "SV. NAUM OHRIDSKI" - SKOPJE	29706	5595
5.UNIVERSITY CLINIC FOR SURGERY OF THE FACE, JAW AND NECK-MAXILLOFACIAL SURGERY	4490	1057
TOTAL (1+2+3+4+5)	437412	73407

Source: Institute for Public Health of Republic of Macedonia
Center for statistical processing health data, publication and education

DAILY HOSPITALS, PERSONNEL AND BEDS, IN REPUBLIC OF MACEDONIA IN 2016

DAILY HOSPITALS IN:	Physicians, total	Spec- ialists	Health personnel with higher and mid-level qualification	Beds
1 Psychiatric hospital "Skopje" - Skopje:				
Daily hospital for preventive and treatment of drugs abuse - K	1	1	3	0
Daily hospital "Vlae"	2	2	4	1
Daily hospital "Center" Dispensary (Idadija)	2	2	3	1
Daily hospital "Prolet"	1	1	4	1
Daily hospital for preventive and treatment of alcohol abuse in Kisela Voda	1	1	3	1
Daily hospital for preventive and treatment of drugs abuse and other psychoactive substances (DHAA-Daily hospital for abuse A)	1	1	2	2
Daily hospital for prolonged treatment of drugs abuse and other psychoactive substances (DHAB - Daily hospital for abuse B)	2	2	4	2
2 University clinic for psychiatry - Skopje	1	1	3	2
3 University clinic for haematology - Skopje	4	4	5	10
4 University clinic for cardiology - Skopje	1	1	1	7
5 University clinic for endocrinology - Skopje	1	1	1	1
6 University clinic for otorinolaringology - Skopje	1	1	1	4
7 University clinic for Nephrology - Skopje	3	3	5	5
University clinic for infective diseases and febrile conditions	1	1	1	6
8 University clinic for oncology and radiotherapy-Skopje	-	-	2	33
European eye hospital - Skopje	-	-	-	0
Special hospital for respiratory diseases in children Kozle, Skopje	2	2	1	10
9 Center for speech, voice and hearing - Skopje	-	-	-	0
10 Institute for mental health-Skopje	-	-	-	-
11 Clinic hospital - Bitola in:				
pediatric department	-	-	-	0
neurology department	-	-	-	-
infectology department	-	-	-	15
internal department	-	-	-	4
psyhiatry department	-	-	-	0
ophthalmology department	-	-	-	0
dermatovenerology	-	-	-	0
pneumoftiziology	-	-	-	4
maxillofacial surgery	-	-	-	0
Daily hospital for oncology and palliative therapy	0	0	0	5
Center for prevention and treatment of drugs abuse	-	-	-	0
12 Psychiatric Hospital - Demir Hisar				
- Living hospital for psychosis - Demir Hisar	1	1	2	0
- Daily hospital for alcohol-Demir Hisar	1	1	1	0
- Center for mental health - Prilep	1	1	1	0
13 General hospital - Kichevo in:				
pediatric department	-	-	-	10
internal department	-	-	-	8
infection department	-	-	-	2
ginecology	-	-	-	2
obstetrics	-	-	-	1
14 General hospital - Ohrid in:				
internal department	-	-	-	-
pediatric department	-	-	-	-
otorhinolaringology department (ENT)	-	-	-	-
15 Central hospital - Struga in:				
pediatric department	-	-	-	-
general department	-	-	-	-
internal department	-	-	-	-
16 Health Center - Vevchani in:				
emergency medical care	-	-	-	-
Total	27	27	47	137

Source: Institute for Public Health of Republic of Macedonia
Center for statistical processing health data, publication and education

DAILY HOSPITALS, WORKLOAD, IN REPUBLIC OF MACEDONIA IN 2016

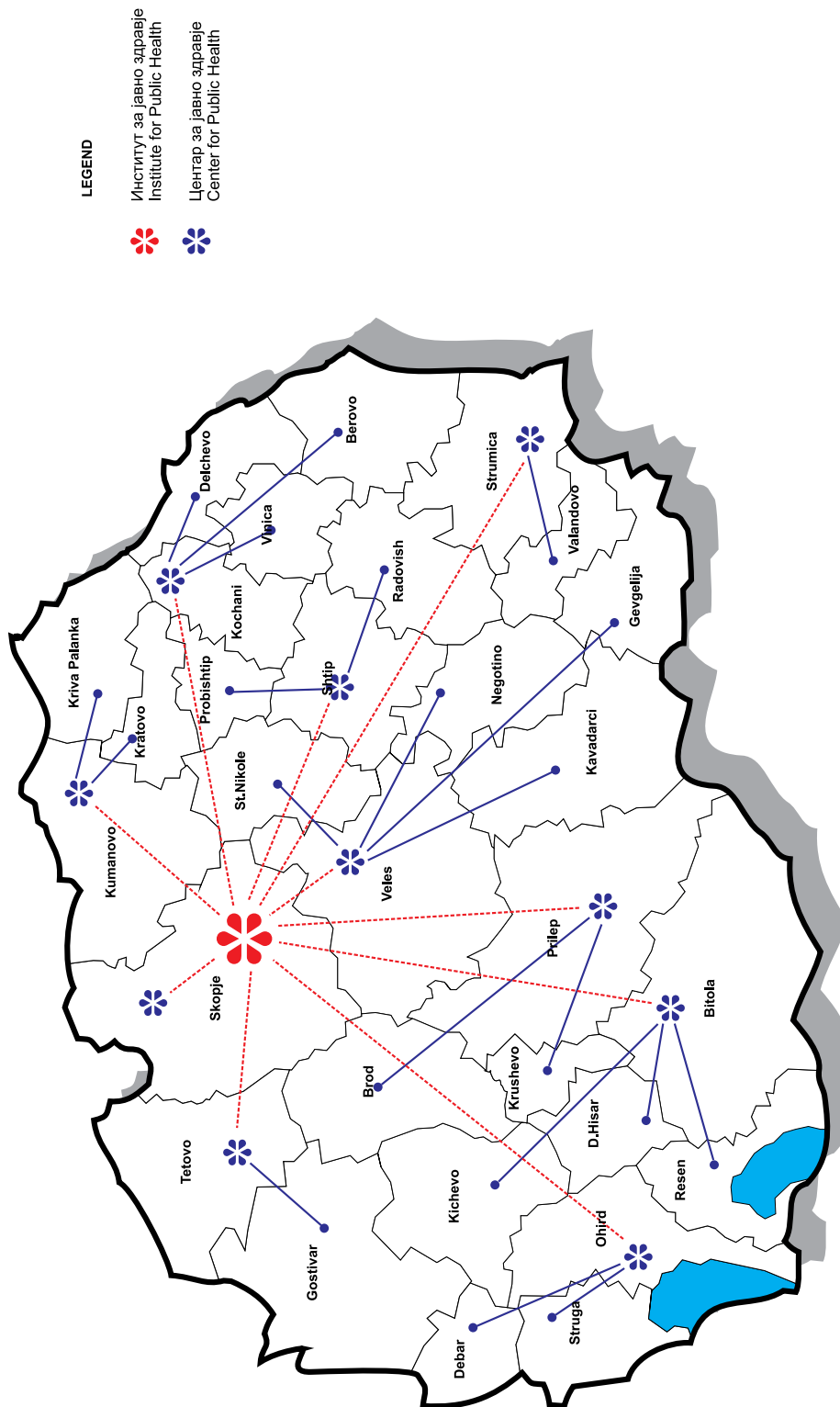
DAILY HOSPITALS IN:		Utilized bed-days	Treated patients	Average length of stay	Bed occupancy
Psychiatric hospital "Skopje" - Skopje:					
	Daily hospital "Vlae"	6	19436	3239,3	5324,9
	Daily hospital "Center" Dispensary (Idadija)	31	4556	147,0	1248,2
	Daily hospital "Prolet"	13	712	54,8	195,1
1	Daily hospital for preventive and treatment of alcohol abuse in Kisela Voda	101	12440	123,2	3408,2
	Daily hospital for preventive and treatment of drugs abuse and other psychoactive substances (DHAA-Daily hospital for abuse A)	33	91060	2759,4	12474,0
	Daily hospital for prolonged treatment of drugs abuse and other psychoactive substances (DHAB - Daily hospital for abuse B)	30	8928	297,6	1223,0
	Daily hospital for prolonged treatment of drugs abuse and other psychoactive substances (K C)	46	43224	939,7	11842,2
2	University clinic for psychiatry - Skopje	122	8035	65,9	1100,7
3	University clinic for haematology - Skopje	5754	18649	3,2	510,9
4	University clinic for cardiology - Skopje	1927	1927	1,0	75,4
5	University clinic for endocrinology - Skopje	51	27	0,5	7,4
6	University clinic for otorinolaringology - Skopje	829	829	1,0	56,8
7	University clinic for Nephrology - Skopje	504	1770	3,5	97,0
	University clinic for infective diseases and febrile conditions	169	2898	17,1	132,3
8	University clinic for oncology and radiotherapy-Skopje	31656	939	0,0	7,8
	European eye hospital Skopje	1536	1536	1,0	0,0
	Special hospital for respiratory diseases in children Kozle, Skopje	534	3788	7,1	0,0
9	Center for speech, voice and hearing - Skopje	0	0	0,0	0,0
10	Institute for mental health-Skopje	0	0	0,0	0,0
Clinic hospital - Bitola in:					
	pediatric department	86	124	1,4	5,7
	neurology department	-	-	-	-
	internal department	451	5142	11,4	352,2
	infectology department	192	2730	14,2	49,9
11	maxillofacial surgery	0	0	0,0	0,0
	pneumoftiziology	145	1425	9,8	97,6
	psyhiatry department	8	219	27,4	0,0
	ophthalmology department	0	0	0,0	0,0
	dermatology	48	202	4,2	0,0
	Daily hospital for oncology and palliative therapy	1341	9311	6,9	510,2
	Center for prevention and treatment of drugs abuse	40	14998	375,0	0,0
Psychiatric Hospital - Demir Hisar					
12	- Living hospital for psychosis - Demir Hisar	24	13992	583,0	0,0
	- Daily hospital for alcohol-Demir Hisar	12	115453	9621,1	0,0
	- Center for mental health - Prilep			0,0	0,0
General hospital - Kichevo in:					
	pediatric department	4562	13783	3,0	377,6
13	internal department	5846	17816	2,2	610,1
	infection department	726	0	0,0	0,0
	ginecology	193	88	0,5	12,1
	obstetrics	151	274	1,8	75,1
General hospital - Ohrid in:					
14	pediatric department	0	0	0,0	0,0
	internal department			0,0	0,0
	otorhinolaringology department (ENT)	0	0	0,0	0,0
Central hospital - Struga in:					
15	pediatric department	0	0	-	-
	general department	-	-	-	-
	internal department	-	-	-	-
16	Health Center - Vevchani in:				
	emergency medical care	-	-	-	-
Total		57167	416311	7,3	851,2

Source: Institute for Public Health of Republic of Macedonia
Center for statistical processing health data, publication and education



PRIMARY HEALTH CARE

INSTITUTE AND CENTERS FOR PUBLIC HEALTH IN REPUBLIC OF MACEDONIA



Source: SSO
Prepare: IPH
Center for Statistical, Demographic, Epidemiological, and Educational

**HEALTH INSTITUTIONS NETWORK IN PRIMARY
HEALTH CARE IN REPUBLIC OF MACEDONIA IN 2016**

HEALTH REGIONS	Health stations	Health centers	Out-of-hospital stationary units within health centers
R.MACEDONIA	5	34	7
Berovo	-	2	-
Bitola	2	1	-
M.Brod	-	1	-
Valandovo	-	1	1
Veles	-	1	-
Vinica	-	1	-
Gevgelija	-	1	-
Gostivar	-	2	-
Debar	-	1	-
Delchevo	-	1	1
D.Hisar	-	1	-
Kavadarci	-	1	-
Kichevo	-	1	-
Kochani	-	1	-
Kratovo	-	1	1
Kr.Palanka	-	1	1
Krushevo	-	1	-
Kumanovo	-	1	-
Negotino	-	1	-
Ohrid	-	1	-
Prilep	-	1	-
Probishtip	-	1	1
Radovish	-	1	1
Resen	-	1	-
Sv.Nikole	-	1	1
Skopje	3	2	-
Struga	-	2	-
Strumica	-	1	-
Tetovo	-	1	-
Shtip	-	1	-

Source: Institute for Public Health of Republic of Macedonia - Skopje
Center for statistical processing health data, publication and education

NETWORK OF MEDICAL ORGANIZATIONAL UNITS – LOCATIONS IN PRIMARY AND PREVENTIVE HEALTH CARE IN REPUBLIC OF MACEDONIA IN 2016

HEALTH REGIONS	General medicine service	Occupational medicine service	Health care service for children aged 0-6	Health care service for school children and youth	Health care service for women
REPUBLIC OF MACEDONIA	962	14	113	38	129
Berovo	14	0	2	0	2
Bitola	58	2	7	2	6
M.Brod	4	0	1	0	0
Valandovo	5	0	2	1	1
Veles	36	1	1	1	5
Vinica	11	0	0	1	1
Gevgelija	20	0	1	1	2
Gostivar	39	1	10	2	5
Debar	8	0	2	1	2
Delchevo	16	0	3	1	2
D.Hisar	5	0	2	1	0
Kavadarci	20	1	5	2	4
Kichevo	21	0	2	3	4
Kochani	25	0	2	1	3
Kratovo	5	0	2	0	1
Kr.Palanka	10	0	1	1	2
Krushevo	5	0	1	0	0
Kumanovo	50	1	3	1	5
Negotino	18	0	1	0	2
Ohrid	23	0	6	1	3
Prilep	63	2	1	1	4
Probishtip	10	0	3	1	1
Radovish	17	0	2	1	3
Resen	12	0	3	1	2
Sv.Nikole	14	0	1	1	1
Skopje	279	4	28	8	51
Struga	18	0	5	1	2
Strumica	47	1	3	1	4
Tetovo	87	1	9	1	6
Shtip	22	0	4	2	5

Source: Institute for Public Health of Republic of Macedonia - Skopje
Center for statistical processing health data, publication and education

**HEALTH PERSONNEL IN RURAL MEDICAL UNITS
BY HEALTH REGIONS IN R.MACEDONIA IN 2016**

HEALTH REGIONS	Physicians		Health personnel with higher and mid-level qualification	Units-locations
	constant	temporary		
R.MACEDONIA	308	5	352	230
Berovo	10	0	12	4
Bitola	18	0	18	14
M. Brod	1	0	1	1
Valandovo	0	0	0	0
Veles	4	0	4	2
Vinica	1	0	1	1
Gevgelija	10	0	10	9
Gostivar	11	0	16	11
Debar	4	0	4	4
Delchevo	11	0	19	5
D.Hisar	0	0	0	0
Kavadarci	5	1	6	6
Kichevo	5	0	5	3
Kochani	4	0	3	3
Kratovo	0	0	0	0
K.Palanka	1	0	1	1
Krushevo	1	0	1	1
Kumanovo	12	0	18	8
Negotino	2	4	3	6
Ohrid	1	0	1	1
Prilep	16	0	21	14
Probishtip	1	0	1	1
Radovish	3	0	3	3
Resen	2	0	2	2
Sv.Nikole	3	0	3	2
Skopje	85	0	91	54
Struga	19	0	27	12
Strumica	21	0	24	18
Tetovo	57	0	57	44
Shtip	0	0	0	0

Source: Institute for Public Health of Republic of Macedonia - Skopje
Center for statistical processing health data, publication and education

RURAL MEDICAL UNITS BY HEALTH REGIONS IN REPUBLIC OF MACEDONIA IN 2016

HEALTH REGIONS	Units-locations		
	TOTAL	With constant physician	With temporary physician
R.MACEDONIA	313	308	5
Berovo	10	10	0
Bitola	18	18	0
M. Brod	1	1	0
Valandovo	0	0	0
Veles	4	4	0
Vinica	1	1	0
Gevgelija	10	10	0
Gostivar	11	11	0
Debar	4	4	0
Delchevo	11	11	0
D.Hisar	0	0	0
Kavadarci	6	5	1
Kichevo	5	5	0
Kochani	4	4	0
Kratovo	0	0	0
K.Palanka	1	1	0
Krushevo	1	1	0
Kumanovo	12	12	0
Negotino	6	2	4
Ohrid	1	1	0
Prilep	16	16	0
Probishtip	1	1	0
Radovish	3	3	0
Resen	2	2	0
Sv.Nikole	3	3	0
Skopje	85	85	0
Struga	19	19	0
Strumica	21	21	0
Tetovo	57	57	0
Shtip	0	0	0

Source: Institute for Public Health of Republic of Macedonia - Skopje
Center for statistical processing health data, publication and education

**HEALTH WORKERS WITH HIGH LEVEL QUALIFICATION
BY HEALTH REGIONS IN PRIMARY HEALTH CARE IN REPUBLIC OF MACEDONIA IN 2016**

HEALTH REGIONS	PERSONNEL				
	Number of inhabitants*	Physicians		Dentists	Pharmacists
		Total	Specialists		
R.MACEDONIA	2072490	2071	588	1727	913
Berovo	17775	28	8	13	6
Bitola	101426	136	52	156	92
M.Brod	11149	9	1	3	3
Valandovo	11771	11	2	9	7
Veles	66069	74	25	49	37
Vinica	19413	24	10	17	8
Gevgelija	34247	34	15	26	8
Gostivar	120084	67	8	64	27
Debar	27922	13	9	5	10
Delchevo	23786	33	10	16	10
D.Hisar	8230	17	3	5	6
Kavadarci	42968	55	21	36	33
Kichevo	56999	52	12	19	16
Kochani	47769	44	25	39	33
Kratovo	9440	12	4	5	3
Kr.Palanka	23716	25	5	11	6
Krushevo	9445	9	1	5	4
Kumanovo	143045	107	24	105	72
Negotino	23391	30	10	17	9
Ohrid	55531	65	21	63	19
Prilep	94954	117	33	127	56
Probishtip	15149	18	6	11	5
Radovish	32662	36	8	20	7
Resen	16332	24	7	7	16
Sv.Nikole	20314	24	6	10	4
Skopje	622750	649	187	595	230
Struga	68131	45	6	43	23
Strumica	94870	86	19	81	41
Tetovo	200476	163	32	126	97
Shtip	52676	64	18	44	25

*Source: State Statistical Office

Source: Institute for Public Health of Republic of Macedonia - Skopje
Center for statistical processing health data, publication and education

**HEALTH WORKERS WITH HIGHER-LEVEL, MID-LEVEL AND LOW-LEVEL
 QUALIFICATION IN PRIMARY HEALTH CARE IN REPUBLIC OF MACEDONIA IN 2016**

HEALTH REGIONS	PERSONNEL			Units- locations
	HEALTH WORKERS			
	Higher-level qualification	Mid-level education	Low-level education	
R.MACEDONIA	253	4073	7	2713
Berovo	4	48	0	34
Bitola	20	215	2	207
M.Brod	6	17	0	11
Valandovo	8	36	0	20
Veles	10	142	1	110
Vinica	4	40	0	32
Gevgelija	1	69	0	50
Gostivar	3	178	0	117
Debar	0	41	0	22
Delchevo	2	62	0	38
D.Hisar	1	27	0	14
Kavadarci	7	127	0	86
Kichevo	7	92	0	53
Kochani	21	101	0	82
Kratovo	1	30	0	15
Kr.Palanka	6	54	4	26
Krushevo	0	21	0	13
Kumanovo	16	283	0	176
Negotino	9	51	0	39
Ohrid	0	98	0	89
Prilep	27	208	0	182
Probishtip	1	36	0	30
Radovish	4	58	0	46
Resen	5	43	0	32
Sv.Nikole	3	44	0	25
Skopje	48	1134	0	652
Struga	5	133	0	70
Strumica	27	240	0	163
Tetovo	0	331	0	190
Shtip	7	114	0	89

* Stomatological Health Care Included

Source: Institute for Public Health of Republic of Macedonia - Skopje
 Center for statistical processing health data, publication and education

**MEDICAL AND NON-MEDICAL WORKERS IN HEALTH STATIONS
IN REPUBLIC OF MACEDONIA IN 2016**

HEALTH STATIONS	Total	Medical workers	Non-medical workers		Units-locations
			Total	% of all workers	
REPUBLIC OF MACEDONIA	70	50	20	28,6	5
1. H.S. P.O. Institution for infants and small children - Bitola	6	6	0	0,0	1
2. H.S. within "Rudnici i Zelezarnica"-Skopje	2	2	0	0,0	1
3. H.S. Zelezara - Skopje	42	29	13	31,0	1
4. H.S. KPU Idrizovo - Skopje	6	6	0	0,0	1
5. H.S. within University "St. Cyril and Methodius - Skopje	14	7	7	50,0	1

Source: Institute for Public Health of Republic of Macedonia - Skopje
Center for statistical processing health data, publication and education

**MEDICAL AND NON-MEDICAL WORKERS IN HEALTH CENTERS
IN REPUBLIC OF MACEDONIA IN 2016**

HEALTH REGIONS	Total	Medical workers	Non-medical workers	
			Total	% of all workers
REPUBLIC OF MACEDONIA	4374	3176	1198	27,4
Berovo	47	33	14	29,8
Pehcevo	40	29	11	27,5
Bitola	230	167	63	27,4
Makedonski Brod	59	35	24	40,7
Valandovo	63	39	24	38,1
Veles	94	94	0	0,0
Vinica	65	48	17	26,2
Gevgelija	81	58	23	28,4
Gostivar	173	133	40	23,1
Mavrovo and Rostusha	37	21	16	43,2
Debar	41	26	15	36,6
Delchevo	62	47	15	24,2
Makedonska Kamenica	25	20	5	20,0
Demir Hisar	59	42	17	28,8
Kavadarci	88	67	21	23,9
Kichevo	101	72	29	28,7
Kochani	61	39	22	36,1
Kratovo	58	36	22	37,9
Kriva Palanka	111	67	44	39,6
Krushevo	47	32	15	31,9
Kumanovo	234	170	64	27,4
Negotino	101	74	27	26,7
Ohrid	139	88	51	36,7
Prilep	247	177	70	28,3
Probishtip	54	35	19	35,2
Radovish	72	52	20	27,8
Resen	93	69	24	25,8
Sveti Nikole	75	45	30	40,0
Health center - Skopje	1133	861	272	24,0
Health center „Zeleznicar“-Skopje	55	39	16	29,1
Struga	102	69	33	32,4
Vevshani	87	66	21	24,1
Strumica	133	99	34	25,6
Tetovo	213	156	57	26,8
Shtip	94	71	23	24,5

Source: Institute for Public Health of Republic of Macedonia - Skopje

Center for statistical processing health data, publication and education

HEALTH WORKERS IN PRIMARY HEALTH CARE IN REPUBLIC OF MACEDONIA IN 2016

HEALTH REGIONS	Inhabitants per	
	Physician	Dentist
REPUBLIC OF MACEDONIA	1032,1	1200,1
Berovo	612,9	1367,3
Bitola	729,7	650,2
M.Brod	1114,9	3716,3
Valandovo	784,7	1307,9
Veles	880,9	1348,3
Vinica	844,0	1141,9
Gevgelija	951,3	1317,2
Gostivar	1819,5	1876,3
Debar	1861,5	5584,4
Delchevo	743,3	1486,6
D.Hisar	484,1	1646,0
Kavadarci	704,4	1193,6
Kichevo	1140,0	2999,9
Kochani	1061,5	1224,8
Kratovo	629,3	1888,0
Kr.Palanka	847,0	2156,0
Krushevo	1049,4	1889,0
Kumanovo	966,5	1362,3
Negotino	708,8	1375,9
Ohrid	974,2	881,4
Prilep	913,0	747,7
Probishtip	797,3	1377,2
Radovish	907,3	1633,1
Resen	680,5	2333,1
Sv.Nikole	846,4	2031,4
Skopje	1168,4	1046,6
Struga	1285,5	1584,4
Strumica	1009,3	1171,2
Tetovo	1301,8	1591,1
Shtip	823,1	1197,2

Source: Institute for Public Health of Republic of Macedonia - Skopje
Center for statistical processing health data, publication and education

HEALTH WORKERS IN PRIMARY HEALTH CARE BY HEALTH CARE SERVICES IN REPUBLIC OF MACEDONIA IN 2016

HEALTH CARE SERVICES	Number of inhabitants*	PERSONNEL			
		Total	Physicians		Dentists
			Specialists	Pharmacists	
R. MACEDONIA	2072490	2071	588	1727	913
General practice	1601655	1672	302		
Occupational health services	1601655	28	21		
Health care of children	162024	167	91		
Health care of school children and youth	308811	62	34		
Health care of women	868145	141	139		
Polyvalent patronage					
Dental health services	2072490			1727	
Pharmacy	2072490				913
Out-of-hospital stationary units	1601655	1	1		

*State Statistical Office

 Source: Institute for Public Health of Republic of Macedonia - Skopje
 Center for statistical processing health data, publication and education

HEALTH WORKERS IN PRIMARY HEALTH CARE BY HEALTH CARE SERVICES IN REPUBLIC OF MACEDONIA IN 2016

HEALTH CARE SERVICES	PERSONNEL			Units-location
	HEALTH WORKERS			
	High-level qualification	Mid-level education	Low-level education	
R. MACEDONIA	253	4073	7	2713
General practice	147	1737		962
Occupational health services	6	29	3	14
Health care of children	29	208		113
Health care of school children and youth	6	104		38
Health care of women	7	140		129
Polyvalent patronage	28	316		
Dental Health Services	25	358		944
Pharmacy	1	1143		513
Out-of-hospital stationary units	4	38	4	

Source: Institute for Public Health of Republic of Macedonia - Skopje
Center for statistical processing health data, publication and education

**HEALTH WORKERS IN GENERAL PRACTICE SERVICES BY HEALTH REGIONS
IN R.MACEDONIA IN 2016**

HEALTH REGIONS	PHYSICIANS			Health workers with Higher-level and Mid-level qualification		
	TOTAL	Specialists	Rural	TOTAL	Rural	Per 1 physician
R.MACEDONIA	1606	291	36	1767	342	1,1
Berovo	26	5	2	32	12	1,2
Bitola	101	19	2	102	18	1,0
M.Brod	9	2	0	16	1	1,8
Valandovo	10	2	0	13	2	1,3
Veles	61	14	2	72	6	1,2
Vinica	21	6	0	27	1	1,3
Gevgelija	30	12	4	41	11	1,4
Gostivar	51	0	0	66	20	1,3
Debar	11	4	0	20	2	1,8
Delchevo	28	5	2	33	15	1,2
D.Hisar	13	1	0	17	0	1,3
Kavadarci	46	7	0	50	5	1,1
Kichevo	40	6	0	46	5	1,2
Kochani	38	15	2	37	4	1,0
Kratovo	12	2	0	16	0	1,3
Kr.Palanka	22	2	0	20	1	0,9
Krushevo	8	1	0	11	1	1,4
Kumanovo	129	24	3	141	33	1,1
Negotino	29	7	1	37	3	1,3
Ohrid	41	7	0	46	2	1,1
Prilep	82	18	3	97	18	1,2
Probishtip	16	3	0	17	1	1,1
Radovish	28	3	0	29	3	1,0
Resen	19	3	0	21	2	1,1
Sv.Nikole	21	3	0	23	3	1,1
Skopje	420	84	12	409	81	1,0
Struga	42	3	0	59	22	1,4
Strumica	83	13	1	92	21	1,1
Tetovo	125	18	2	130	49	1,0
Shtip	44	2	0	47	0	1,1

Source: Institute for Public Health of Republic of Macedonia - Skopje
Center for statistical processing health data, publication and education

**HEALTH WORKERS IN OCCUPATIONAL, HEALTH SERVICES
IN R.MACEDONIA IN 2016**

HEALTH REGIONS	PHYSICIANS		Health workers with Higher-level and Mid-level qualification	
	TOTAL	Specialists	TOTAL	Per 1 physician
R.MACEDONIA	30	21	39	1,3
Berovo	0	0	0	0,0
Bitola	10	5	11	1,1
M.Brod	0	0	0	0,0
Valandovo	0	0	0	0,0
Veles	2	2	3	1,5
Vinica	0	0	0	0,0
Gevgelija	0	0	0	0,0
Gostivar	1	1	2	2,0
Debar	0	0	0	0,0
Delchevo	0	0	0	0,0
D.Hisar	0	0	0	0,0
Kavadarci	1	1	2	2,0
Kichevo	0	0	0	0,0
Kochani	0	0	0	0,0
Kratovo	0	0	0	0,0
Kr.Palanka	0	0	0	0,0
Krushevo	0	0	0	0,0
Kumanovo	1	1	3	3,0
Negotino	0	0	0	0,0
Ohrid	2	0	4	2,0
Prilep	4	4	7	1,8
Probishtip	0	0	0	0,0
Radovish	0	0	0	0,0
Resen	0	0	0	0,0
Sv.Nikole	0	0	0	0,0
Skopje	5	4	4	0,8
Struga	0	0	0	0,0
Strumica	3	2	2	0,7
Tetovo	1	1	1	1,0
Shtip	0	0	0	0,0

Source: Institute for Public Health of Republic of Macedonia - Skopje
Center for statistical processing health data, publication and education

**HEALTH WORKERS IN CHILDREN HEALTH SERVICES
IN R.MACEDONIA IN 2016**

HEALTH REGIONS	PHYSICIANS		Health workers with Higher-level and Mid-level qualification	
	TOTAL	Specialists	TOTAL	Per 1 physician
REPUBLIC OF MACEDONIA	167	91	237	1,4
Berovo	2	1	2	1,0
Bitola	18	12	22	1,2
M.Brod	1	0	2	2,0
Valandovo	2	2	3	1,5
Veles	5	2	6	1,2
Vinica	0	0	0	0,0
Gevgelija	2	0	4	2,0
Gostivar	5	2	23	4,6
Debar	2	2	5	2,5
Delchevo	2	1	2	1,0
D.Hisar	3	1	2	0,7
Kavadarci	8	6	10	1,3
Kichevo	2	0	2	1,0
Kochani	2	1	6	3,0
Kratovo	2	2	2	1,0
Kr.Palanka	1	1	1	1,0
Krushevo	1	0	2	2,0
Kumanovo	8	2	14	1,8
Negotino	2	1	2	1,0
Ohrid	8	7	10	1,3
Prilep	4	0	10	2,5
Probishtip	2	2	2	1,0
Radovish	2	1	3	1,5
Resen	3	2	5	1,7
Sv.Nikole	1	1	1	1,0
Skopje	44	25	50	1,1
Struga	5	1	10	2,0
Strumica	3	2	9	3,0
Tetovo	19	11	19	1,0
Shtip	8	3	8	1,0

Source: Institute for Public Health of Republic of Macedonia - Skopje
Center for statistical processing health data, publication and education

**HEALTH WORKERS IN SCHOOL CHILDREN AND YOUTH HEALTH SERVICES
IN R.MACEDONIA IN 2016**

HEALTH REGIONS	PHYSICIANS		Health workers with Higher-level and Mid-level qualification	
	TOTAL	Specialists	TOTAL	Per 1 physician
REPUBLIC OF MACEDONIA	62	34	110	1,8
Berovo	0	0	0	0,0
Bitola	5	4	9	1,8
M.Brod	0	0	0	0,0
Valandovo	1	0	2	2,0
Veles	3	3	4	1,3
Vinica	1	1	2	2,0
Gevgelija	1	0	2	2,0
Gostivar	2	0	4	2,0
Debar	1	1	2	2,0
Delchevo	1	1	1	1,0
D.Hisar	1	1	1	0,0
Kavadarci	3	3	5	1,7
Kichevo	4	3	6	1,5
Kochani	1	1	2	2,0
Kratovo	0	0	0	0,0
Kr.Palanka	0	0	4	0,0
Krushevo	0	0	0	0,0
Kumanovo	5	1	12	2,4
Negotino	0	0	0	0,0
Ohrid	2	2	4	2,0
Prilep	6	2	10	1,7
Probishtip	0	0	1	0,0
Radovish	1	0	1	1,0
Resen	0	0	1	0,0
Sv.Nikole	1	1	1	1,0
Skopje	14	6	17	1,2
Struga	1	1	3	3,0
Strumica	1	0	4	4,0
Tetovo	4	1	9	2,3
Shtip	3	2	3	1,0

Source: Institute for Public Health of Republic of Macedonia - Skopje
Center for statistical processing health data, publication and education

**HEALTH WORKERS IN WOMEN HEALTH SERVICES
IN R.MACEDONIA IN 2016**

HEALTH REGIONS	PHYSICIANS		Health workers with Higher- level and Mid-level qualification	
	TOTAL	Specialists	TOTAL	Per 1 physician
REPUBLIC OF MACEDONIA	141	139	147	1,0
Berovo	2	2	2	1,0
Bitola	8	8	8	1,0
M.Brod	0	0	0	0,0
Valandovo	1	1	1	0,0
Veles	5	5	5	1,0
Vinica	1	1	1	0,0
Gevgelija	2	2	2	1,0
Gostivar	5	5	6	1,2
Debar	2	2	2	0,0
Delchevo	2	2	2	1,0
D.Hisar	0	0	0	0,0
Kavadarci	5	5	3	0,6
Kichevo	4	4	5	1,3
Kochani	3	3	3	1,0
Kratovo	1	1	1	1,0
Kr.Palanka	2	2	2	1,0
Krushevo	0	0	0	0,0
Kumanovo	5	5	7	1,4
Negotino	2	2	2	1,0
Ohrid	3	3	3	1,0
Prilep	4	4	7	1,8
Probishtip	1	1	1	1,0
Radovish	3	3	3	1,0
Resen	2	2	2	1,0
Sv.Nikole	1	1	1	1,0
Skopje	56	55	53	0,9
Struga	2	2	2	1,0
Strumica	5	5	5	0,0
Tetovo	6	6	11	1,8
Shtip	8	7	7	0,9

Source: Institute for Public Health of Republic of Macedonia - Skopje
Center for statistical processing health data, publication and education

**HEALTH WORKERS IN POLYVALENT PATRONAGE
IN R.MACEDONIA IN 2016**

HEALTH REGIONS	PATRONAGE NURSES			Inhabitants per 1 patronage nurse
	TOTAL	With higher qualification	With mid-level qualification	
R.MACEDONIA	344	28	316	6024,7
Berovo	5	0	5	3555,0
Bitola	13	3	10	7802,0
M.Brod	4	2	2	2787,3
Valandovo	2	1	1	5885,5
Veles	18	3	15	3670,5
Vinica	3	0	3	6471,0
Gevgelija	8	0	8	4280,9
Gostivar	27	1	26	4447,6
Debar	5	0	5	5584,4
Delchevo	5	0	5	4757,2
D.Hisar	2	0	2	4115,0
Kavadarci	11	3	8	3906,2
Kichevo	13	3	10	4384,5
Kochani	7	1	6	6824,1
Kratovo	2	0	2	4720,0
Kr.Palanka	5	1	4	4743,2
Krushevo	1	0	1	9445,0
Kumanovo	19	1	18	7528,7
Negotino	5	0	5	4678,2
Ohrid	10	0	10	5553,1
Prilep	18	1	17	5275,2
Probishtip	2	0	2	7574,5
Radovish	2	0	2	16331,0
Resen	6	1	5	2722,0
Sv.Nikole	4	1	3	5078,5
Skopje	69	2	67	9025,4
Struga	18	1	17	3785,1
Strumica	18	1	17	5270,6
Tetovo	32	0	32	6264,9
Shtip	10	2	8	5267,6

Source: Institute for Public Health of Republic of Macedonia - Skopje
Center for statistical processing health data, publication and education

HEALTH WORKERS DENTAL HEALTH SERVICES
 IN R.MACEDONIA IN 2016

HEALTH REGIONS	DENTISTS		Health workers with Higher-level and Mid-level qualification	
	TOTAL	Specialists	TOTAL	Per 1 dentist
R.MACEDONIA	1806	499	383	0,2
Berovo	13	2	4	0,3
Bitola	165	43	3	0,0
M.Brod	3	0	0	0,0
Valandovo	9	1	8	0,9
Veles	49	11	13	0,3
Vinica	17	5	6	0,4
Gevgelija	26	7	7	0,3
Gostivar	64	12	19	0,3
Debar	5	1	0	0,0
Delchevo	16	5	4	0,3
D.Hisar	6	4	1	0,2
Kavadarci	36	11	8	0,2
Kichevo	19	6	2	0,1
Kochani	39	9	28	0,7
Kratovo	5	1	1	0,2
Kr.Palanka	11	1	2	0,2
Krushevo	5	1	3	0,6
Kumanovo	105	24	32	0,3
Negotino	17	5	5	0,3
Ohrid	63	13	10	0,2
Prilep	130	14	19	0,1
Probishtip	11	4	4	0,4
Radovish	20	3	3	0,2
Resen	7	2	0	0,0
Sv.Nikole	10	2	5	0,5
Skopje	658	243	91	0,1
Struga	43	8	15	0,3
Strumica	81	13	78	1,0
Tetovo	127	28	1	0,0
Shtip	46	20	11	0,2

Source: Institute for Public Health of Republic of Macedonia - Skopje
 Center for statistical processing health data, publication and education

VISITS IN PRIMARY HEALTH CARE IN REPUBLIC OF MACEDONIA IN 2016

HEALTH REGIONS	Number of visits	Per 1000 inhabitants
REPUBLIC OF MACEDONIA	13985294	6748,1
Berovo	126647	7125,0
Bitola	678996	6694,5
M.Brod	39333	3527,9
Valandovo	80720	6857,5
Veles	716327	10842,1
Vinica	145168	7477,9
Gevgelija	220716	6444,8
Gostivar	370639	3086,5
Debar	103922	3721,9
Delchevo	189477	7965,9
D.Hisar	54489	6620,8
Kavadarci	535542	12463,7
Kichevo	329290	5777,1
Kochani	361706	7572,0
Kratovo	71172	7539,4
Kr.Palanka	217162	9156,8
Krushevo	43788	4636,1
Kumanovo	738749	5164,5
Negotino	250243	10698,3
Ohrid	391669	7053,2
Prilep	784890	8266,0
Probishtip	162429	10722,1
Radovish	230498	7057,1
Resen	116941	7160,2
Sv.Nikole	197727	9733,5
Skopje	3985561	6399,9
Struga	200195	2938,4
Strumica	735121	7748,7
Tetovo	1401595	6991,3
Shtip	504582	9579,0

Source: Institute for Public Health of Republic of Macedonia - Skopje
Center for statistical processing health data, publication and education

**VISITS AT GENERAL PRACTICE PHYSICIAN'S OFFICE
IN REPUBLIC OF MACEDONIA IN 2016**

HEALTH REGIONS	Visits at physician's office		Number of revisits per 1 initial visit	Dally visits per 1 physician
	Total	Initial visits		
REPUBLIC OF MACEDONIA	10738085	4356503	1,5	22,9
Berovo	108541	29764	2,6	16,2
Bitola	544799	216242	1,5	20,5
M.Brod	33658	17094	1,0	15,0
Valandovo	68622	11476	5,0	27,2
Veles	554498	220600	1,5	33,6
Vinica	121143	31687	2,8	21,6
Gevgelija	185152	58398	2,2	22,8
Gostivar	248585	114228	1,2	16,4
Debar	77293	40958	0,9	34,5
Delchevo	167213	35135	3,8	21,3
D.Hisar	48462	17691	1,7	13,3
Kavadarci	422740	166788	1,5	39,7
Kichevo	256226	89662	1,9	21,8
Kochani	296359	55668	4,3	27,9
Kratovo	63775	10892	4,9	25,3
Kr.Palanka	187181	73652	1,5	31,8
Krushevo	39554	8042	3,9	17,7
Kumanovo	568596	218984	1,6	23,1
Negotino	205314	76474	1,7	28,2
Ohrid	321946	118547	1,7	22,1
Prilep	611209	152335	3,0	22,0
Probishtip	138207	47806	1,9	32,9
Radovish	168642	79431	1,1	20,1
Resen	91119	36184	1,5	17,1
Sv.Nikole	162389	31992	4,1	27,6
Skopje	2900394	1362666	1,1	19,5
Struga	179512	77411	1,3	17,3
Strumica	596620	176331	2,4	28,8
Tetovo	981884	634118	0,5	26,2
Shtip	388452	146247	1,7	31,5

Source: Institute for Public Health of Republic of Macedonia - Skopje
Center for statistical processing health data, publication and education

**VISITS AT OCCUPATIONAL HEALTH SERVICES PHYSICIAN'S OFFICE
IN REPUBLIC OF MACEDONIA IN 2016**

HEALTH REGIONS	Visits at physician's office		Number of revisits per 1 initial visit	Dally visits per 1 physician
	Total	Initial visits		
REPUBLIC OF MACEDONIA	63445	32358	1,0	15,1
Berovo	0	0	0,0	0,0
Bitola	4750	4315	0,1	3,4
M.Brod	0	0	0,0	0,0
Valandovo	0	0	0,0	0,0
Veles	4337	2480	0,7	15,5
Vinica	0	0	0,0	0,0
Gevgelija	0	0	0,0	0,0
Gostivar	8828	1116	6,9	63,1
Debar	0	0	0,0	0,0
Delchevo	0	0	0,0	0,0
D.Hisar	0	0	0,0	0,0
Kavadarci	50	50	0,0	0,4
Kichevo	0	0	0,0	0,0
Kochani	0	0	0,0	0,0
Kratovo	0	0	0,0	0,0
Kr.Palanka	0	0	0,0	0,0
Krushevo	0	0	0,0	0,0
Kumanovo	0	0	0,0	0,0
Negotino	0	0	0,0	0,0
Ohrid	3025	3019	0,0	10,8
Prilep	9641	9641	0,0	17,2
Probishtip	0	0	0,0	0,0
Radovish	0	0	0,0	0,0
Resen	0	0	0,0	0,0
Sv.Nikole	0	0	0,0	0,0
Skopje	32360	11359	1,8	46,2
Struga	0	0	0,0	0,0
Strumica	454	378	0,2	1,1
Tetovo	0	0	0,0	0,0
Shtip	0	0	0,0	0,0

Source: Institute for Public Health of Republic of Macedonia - Skopje
Center for statistical processing health data, publication and education

VISITS AT CHILDREN HEALTH SERVICES PHYSICIAN'S OFFICE IN R.MACEDONIA IN 2016

HEALTH REGIONS	Visits at physician's office		Number of revisits per 1 initial visit	Dally visits per 1 physician
	Total	Initial visits		
REPUBLIC OF MACEDONIA	1167877	749783	0,6	25,0
Berovo	3827	2778	0,4	6,8
Bitola	42847	28317	0,5	8,5
M.Brod	1819	1421	0,3	6,5
Valandovo	2343	1735	0,4	4,2
Veles	50272	28538	0,8	35,9
Vinica	10221	2913	2,5	0,0
Gevgelija	11722	6496	0,8	20,9
Gostivar	40439	27610	0,5	28,9
Debar	11041	6857	0,6	19,7
Delchevo	7814	3382	1,3	14,0
D.Hisar	2364	1661	0,4	2,8
Kavadarci	45133	21774	1,1	20,1
Kichevo	21047	14230	0,5	37,6
Kochani	21584	11388	0,9	38,5
Kratovo	2427	1067	1,3	4,3
Kr.Palanka	8317	5635	0,5	29,7
Krushevo	383	156	1,5	1,4
Kumanovo	70275	48842	0,4	31,4
Negotino	14137	6761	1,1	25,2
Ohrid	25947	16176	0,6	11,6
Prilep	64506	30017	1,1	57,6
Probishtip	10863	6463	0,7	19,4
Radovish	26221	17379	0,5	46,8
Resen	8212	5646	0,5	9,8
Sv.Nikole	9037	4905	0,8	32,3
Skopje	423166	257261	0,6	34,3
Struga	8882	5440	0,6	6,3
Strumica	58876	38182	0,5	70,1
Tetovo	120300	120297	0,0	22,6
Shtip	43855	26456	0,7	19,6

Source: Institute for Public Health of Republic of Macedonia - Skopje
Center for statistical processing health data, publication and education

**VISITS AT SCHOOL CHILDREN AND YOUTH HEALTH SERVICES PHYSICIAN'S OFFICE
IN R.MACEDONIA IN 2016**

HEALTH REGIONS	Visits at physician's office		Number of revisits per 1 initial visit	Dally visits per 1 physician
	Total	Initial visits		
REPUBLIC OF MACEDONIA	1311708	809839	0,6	75,6
Berovo	4924	3862	0,3	0,0
Bitola	61652	47842	0,3	44,0
M.Brod	3856	2541	0,5	0,0
Valandovo	2931	2018	0,5	10,5
Veles	56531	35466	0,6	67,3
Vinica	10961	4114	1,7	0,0
Gevgelija	14825	8713	0,7	52,9
Gostivar	42477	24332	0,7	75,9
Debar	8351	6190	0,0	0,0
Delchevo	9056	4029	1,2	32,3
D.Hisar	3663	2678	0,4	0,0
Kavadarci	37289	22534	0,7	44,4
Kichevo	26903	16761	0,6	24,0
Kochani	23318	11967	0,9	83,3
Kratovo	2945	1517	0,9	0,0
Kr.Palanka	9148	6319	0,4	0,0
Krushevo	3851	1059	2,6	0,0
Kumanovo	64963	45804	0,4	46,4
Negotino	23738	12779	0,9	0,0
Ohrid	25548	18210	0,4	0,0
Prilep	75068	32689	1,3	44,7
Probishtip	10470	7032	0,5	0,0
Radovish	15757	11191	0,4	56,3
Resen	10980	6969	0,6	0,0
Sv.Nikole	14759	8169	0,8	52,7
Skopje	388263	226569	0,7	99,0
Struga	6535	4163	0,6	23,3
Strumica	60037	37656	0,6	214,4
Tetovo	253013	169202	0,5	225,9
Shtip	39896	27464	0,5	47,5

Source: Institute for Public Health of Republic of Macedonia - Skopje
Center for statistical processing health data, publication and education

**VISITS AT WOMEN HEALTH SERVICES PHYSICIAN'S OFFICE
IN R.MACEDONIA IN 2016**

HEALTH REGIONS	Visits at physician's office		Number of revisits per 1 initial visit	Dally visits per 1 physician
	Total	Initial visits		
R.MACEDONIA	334887	164184	1,0	8,5
Berovo	4220	906	3,7	7,5
Bitola	13990	7194	0,9	6,2
M.Brod	0	0	0,0	0,0
Valandovo	3133	1200	1,6	11,2
Veles	17009	7591	1,2	12,1
Vinica	1380	919	0,5	4,9
Gevgelija	4711	715	5,6	8,4
Gostivar	15305	2273	5,7	10,9
Debar	3699	2915	0,0	6,6
Delchevo	3278	1899	0,7	5,9
D.Hisar	0	0	0,0	0,0
Kavadarci	14918	7151	1,1	10,7
Kichevo	12199	5636	1,2	10,9
Kochani	9878	6995	0,4	11,8
Kratovo	1626	1172	0,4	5,8
Kr.Palanka	5610	1623	2,5	10,0
Krushevo	0	0	0,0	0,0
Kumanovo	16963	5685	2,0	12,1
Negotino	3252	2274	0,0	5,8
Ohrid	8208	3590	1,3	9,8
Prilep	11911	4142	1,9	10,6
Probishtip	1665	822	1,0	5,9
Radovish	9925	7037	0,4	11,8
Resen	3145	2388	0,3	5,6
Sv.Nikole	4642	1679	1,8	16,6
Skopje	115087	59817	0,9	7,3
Struga	2800	1450	0,9	5,0
Strumica	9545	5497	0,7	6,8
Tetovo	21344	15428	0,4	12,7
Shtip	15444	6186	1,5	6,9

Source: Institute for Public Health of Republic of Macedonia - Skopje
Center for statistical processing health data, publication and education

**HEALTH WORKERS IN OUT-OF-HOSPITAL STATIONARY UNITS
IN R.MACEDONIA IN 2016**

Out-of hospital stationary units	PHYSICIANS		Health workers with Higher-level and Mid-level qualification	
	TOTAL	Specialists	TOTAL	Per 1 physician
TOTAL	3	2	36	12,0
Valandovo	1	0	5	5,0
Delchevo	0	0	4	0,0
Kratovo	0	0	1	0,0
Kr.Palanka	2	2	16	8,0
Probishtip	0	0	5	0,0
Radovish	0	0	0	0,0
Sv.Nikole	0	0	5	0,0

Source: Institute for Public Health of Republic of Macedonia - Skopje
Center for statistical processing health data, publication and education

BEDS IN OUT-OF-HOSPITAL STATIONARY UNITS IN R.MACDONIA IN 2016

Out-of hospital stationary units	BEDS		
	Number	Per 1 physician	Per 1000 inhabitants
TOTAL	62	20,7	1,2
Valandovo	13	13,0	4,9
Delchevo	6	0,0	1,1
Kratovo	8	0,0	4,0
Kr.Palanka	24	12,0	1,0
Probishtip	6	0,0	1,8
Radovish	0	0,0	0,0
Sv.Nikole	5	0,0	1,1

Source: Institute for Public Health of Republic of Macedonia - Skopje
Center for statistical processing health data, publication and education

NUMBER OF PATIENTS, AVERAGE LENGTH OF STAY AND BED OCCUPANCY IN OUT-OF-HOSPITAL STATIONARY UNITS IN R.MACEDONIA IN 2016

Out-of-hospital stationary units	Treated patients	Utilized bed-days	Average length of stay	Bed occupancy	Bed turnover
TOTAL	687	4109	6,0	18,2	11,1
Valandovo	37	94	2,5	2,0	2,8
Delchevo	37	70	1,9	3,2	6,2
Kratovo	16	29	1,8	1,0	2,0
Kr.Palanka	585	3896	6,7	44,5	24,4
Probishtip	0	0	0,0	0,0	0,0
Radovish	0	0	0,0	0,0	0,0
Sv.Nikole	12	20	1,7	1,1	2,4

Source: Institute for Public Health of Republic of Macedonia - Skopje
Center for statistical processing health data, publication and education



SECONDARY HEALTH CARE

NETWORK OF HEALTH INSTITUTIONS IN SECONDARY HEALTH CARE IN R.MACEDONIA IN 2016

HEALTH REGIONS	General hospitals	Clinical hospitals	Institutes for health protection	Rehabilitation and treatment centers	Special hospitals for pulmonary diseases and TB	Special hospitals for psychiatric diseases	Other special hospitals
R.MACEDONIA	14	4	10	6	2	3	7
Bitola	0	1	1	1	0	0	1
M.Brod	0	0	0	0	0	0	0
Valandovo	0	0	0	0	0	0	0
Veles	1	0	1	0	1	0	0
Vinica	0	0	0	0	0	0	0
Gevgelija	1	0	0	0	0	1	0
Gostivar	1	0	0	0	0	0	0
Debar	1	0	0	0	0	0	0
Delchevo	0	0	0	0	0	0	0
D.Hisar	0	0	0	0	0	1	0
Kavadarci	1	0	0	0	0	0	0
Kichevo	1	0	0	0	0	0	0
Kochani	1	0	1	0	0	0	0
Kratovo	0	0	0	0	0	0	0
Kr.Palanka	0	0	0	0	0	0	0
Krushevo	0	0	0	0	0	0	0
Kumanovo	1	0	1	0	0	0	0
Negotino	0	0	0	0	0	0	0
Ohrid	1	0	1	1	0	0	1
Prilep	1	0	1	0	0	0	0
Probishtip	0	0	0	0	0	0	0
Radovish	0	0	0	0	0	0	0
Resen	0	0	0	1	0	0	0
Sv.Nikole	0	0	0	0	0	0	0
Skopje	2	1	1	2	0	1	5
Struga	1	0	0	1	0	0	0
Strumica	1	0	1	0	0	0	0
Tetovo	0	1	1	0	1	0	0
Shtip	0	1	1	0	0	0	0

Source: Institute for Public Health of Republic of Macedonia - Skopje

Center for statistical processing health data, publication and education

**HEALTH WORKERS IN SPECIALIST-CONSULTANCY PRACTICE
IN SECONDARY HEALTH CARE IN R.MACEDONIA IN 2016**

HEALTH REGIONS	UNITS LOCATIONS	PHYSICIANS		Health workers with Higher-level and Mid-level qualification	
		TOTAL	Specialists	TOTAL	Per 1 physician
R.MACEDONIA	602	915	770	1479	1,6
Berovo	6	5	5	7	1,4
Bitola	44	72	65	99	1,4
M.Brod	3	3	3	4	1,3
Valandovo	1	1	1	2	2,0
Veles	22	27	25	35	1,3
Vinica	5	7	6	7	1,0
Gevgelija	15	18	12	25	1,4
Gostivar	16	41	22	98	2,4
Debar	11	12	10	20	1,7
Delchevo	8	10	9	20	2,0
D.Hisar	5	5	5	7	1,4
Kavadarci	22	20	14	38	1,9
Kichevo	12	20	11	26	1,3
Kochani	20	23	18	44	1,9
Kratovo	6	4	2	4	1,0
Kr.Palanka	9	8	6	17	2,1
Krushevo	2	2	2	3	1,5
Kumanovo	36	40	35	97	2,4
Negotino	8	9	5	17	1,9
Ohrid	12	24	19	37	1,5
Prilep	28	31	26	62	2,0
Probishtip	5	6	5	6	1,0
Radovish	7	9	9	11	1,2
Resen	9	14	12	16	1,1
Sv.Nikole	5	6	6	8	1,3
Skopje	203	350	315	530	1,5
Struga	16	36	27	51	1,4
Strumica	18	33	27	53	1,6
Tetovo	26	48	42	83	1,7
Shtip	22	31	26	52	1,7

Source: Institute for Public Health of Republic of Macedonia - Skopje
Center for statistical processing health data, publication and education

**HEALTH WORKERS IN SERVICES FOR PULMONARY DISEASES
AND TUBERCULOSIS IN R.MACEDONIA IN 2016**

HEALTH REGIONS	PHYSICIANS		Health workers with Higher-level and Mid-level qualification
	TOTAL	Specialists	TOTAL
R.MACEDONIA	14	13	39
Berovo	0	0	0
Bitola	1	1	4
M.Brod	0	0	0
Valandovo	0	0	0
Veles	1	1	2
Vinica	0	0	0
Gevgelija	0	0	1
Gostivar	3	2	7
Debar	0	0	0
Delchevo	0	0	0
D.Hisar	0	0	0
Kavadarci	0	0	0
Kichevo	0	0	0
Kochani	0	0	0
Kratovo	0	0	0
Kr.Palanka	0	0	0
Krushevo	0	0	0
Kumanovo	1	1	5
Negotino	0	0	0
Ohrid	1	1	2
Prilep	1	1	7
Probishtip	1	1	1
Radovish	0	0	0
Resen	0	0	0
Sv.Nikole	0	0	0
Skopje	2	2	5
Struga	0	0	0
Strumica	0	0	0
Tetovo	3	3	5
Shtip	0	0	0

Source: Institute for Public Health of Republic of Macedonia - Skopje
Center for statistical processing health data, publication and education

**HEALTH WORKERS IN SERVICES FOR MEDICAL REHABILITATION
IN SECONDARY HEALTH CARE IN R.MACEDONIA IN 2016**

HEALTH REGIONS	UNITS LOCATIONS	PHYSICIANS		Health workers with Higher-level and Mid-level qualification	
		TOTAL	Specialists	TOTAL	Per 1 physician
R.MACEDONIA	22	40	36	250	6,3
Berovo	0	0	0	0	0,0
Bitola	2	1	1	29	29,0
M. Brod	0	0	0	0	0,0
Valandovo	1	1	1	2	2,0
Veles	1	1	1	10	0,0
Vinica	0	0	0	0	0,0
Gevgelija	1	1	1	3	3,0
Gostivar	1	3	2	15	5,0
Debar	0	0	0	0	0,0
Delchevo	0	0	0	0	0,0
Demir Hisar	0	0	0	0	0,0
Kavadarci	1	2	2	3	1,5
Kichevo	0	0	0	0	0,0
Kochani	1	0	0	6	0,0
Kratovo	1	1	1	2	2,0
Kr.Palanka	1	1	1	2	2,0
Krushevo	1	0	0	1	0,0
Kumanovo	1	1	1	17	17,0
Negotino	1	1	1	3	3,0
Ohrid	1	3	3	10	3,3
Prilep	1	3	3	14	4,7
Probishtip	0	0	0	0	0,0
Radovish	0	0	0	0	0,0
Resen	0	0	0	0	0,0
Sv.Nikole	0	0	0	0	0,0
Skopje	4	11	9	100	9,1
Struga	0	0	0	0	0,0
Strumica	1	2	2	10	5,0
Tetovo	1	7	6	18	2,6
Shtip	1	1	1	5	5,0

Source: Institute for Public Health of Republic of Macedonia - Skopje
Center for statistical processing health data, publication and education

**HEALTH WORKERS IN SERVICES FOR TRANSFUSIOLOGY IN
SECONDARY HEALTH CARE IN R.MACEDONIA IN 2016**

HEALTH REGIONS	UNITS LOCATIONS	PHYSICIANS		Health workers with Higher-level and Mid-level qualification	
		TOTAL	Specialists	TOTAL	Per 1 physician
R.MACEDONIA	18	37	36	91	2,5
Bitola	1	7	7	12	1,7
Veles	1	1	1	7	7,0
Gevgelija	1	2	2	2	1,0
Gostivar	1	3	3	6	2,0
Kavadarci	1	1	1	4	4,0
Kichevo	1	1	1	5	5,0
Kochani	1	1	1	3	3,0
Kr.Palanka	1	1	1	1	1,0
Kumanovo	1	2	2	7	3,5
Negotino	1	1	1	1	0,0
Ohrid	1	2	2	6	3,0
Prilep	1	3	3	7	2,3
Skopje	2	5	5	13	2,6
Struga	1	1	1	7	7,0
Strumica	1	3	3	5	1,7
Tetovo	1	5	5	10	2,0
Shtip	1	3	2	8	2,7

Source: Institute for Public Health of Republic of Macedonia - Skopje
Center for statistical processing health data, publication and education

**HEALTH WORKERS IN SERVICES FOR DERMATOVENEROLOGY
IN R.MACEDONIA IN 2016**

HEALTH REGIONS	PHYSICIANS		Health workers with Higher-level and Mid-level qualification	
	TOTAL	Specialists	TOTAL	Per 1 physician
R.MACEDONIA	7	7	9	1,3
Bitola	2	2	2	1,0
Ohrid	2	2	4	2,0
Prilep	2	2	2	1,0
Shtip	1	1	1	1,0

Source: Institute for Public Health of Republic of Macedonia - Skopje
Center for statistical processing health data, publication and education

VISITS AT SPECIALIST-CONSULTANCY SERVICES PHYSICIAN'S OFFICE IN SECONDARY HEALTH CARE IN R.MACEDONIA IN 2016

HEALTH REGIONS	Visits at physician's office		Number of revisits on initial visits	Dally visits per 1 physician
	Total	Initial visits		
R.MACEDONIA	3537097	2697265	0,3	13,8
Berovo	15634	14570	0,1	11,2
Bitola	293242	258197	0,1	14,5
M.Brod	5962	5495	0,1	7,1
Valandovo	3822	832	3,6	13,7
Veles	166593	111913	0,5	22,0
Vinica	16996	15170	0,1	8,7
Gevgelija	75065	52188	0,4	14,9
Gostivar	137179	96566	0,4	11,9
Debar	23334	14661	0,6	6,9
Delchevo	27736	16878	0,6	9,9
D.Hisar	4692	4183	0,1	3,4
Kavadarci	94872	71345	0,3	16,9
Kichevo	64994	40532	0,6	11,6
Kochani	86242	67576	0,3	13,4
Kratovo	9361	8716	0,1	8,4
Kr.Palanka	43842	35001	0,3	19,6
Krushevo	6904	6820	0,0	12,3
Kumanovo	293773	250041	0,2	26,2
Negotino	27822	25624	0,1	11,0
Ohrid	145038	94918	0,5	21,6
Prilep	202749	140196	0,4	23,4
Probishtip	12645	11540	0,1	7,5
Radovish	37859	34481	0,1	15,0
Resen	29766	22865	0,3	7,6
Sv.Nikole	19180	16018	0,2	11,4
Skopje	1075088	806803	0,3	11,0
Struga	113886	63923	0,8	11,3
Strumica	55877	36070	0,5	6,0
Tetovo	310539	260882	0,2	23,1
Shtip	136405	113261	0,2	15,7

Source: Institute for Public Health of Republic of Macedonia - Skopje
Center for statistical processing health data, publication and education

**VISITS AT PHYSICIAN'S OFFICE IN MEDICAL REHABILITATION PRACTICE
IN SECONDARY HEALTH CARE IN R.MACEDONIA IN 2016**

HEALTH REGIONS	Visits at physician's office		Number of revisits on initial visits	Daily visits per 1 physician
	Total	Initial visits		
R.Macedonia	385287	298413	0,3	34,4
Berovo	0	0	0,0	0,0
Bitola	8819	8543	0,0	31,5
M.Brod	0	0	0,0	0,0
Valandovo	2215	1342	0,7	7,9
Veles	9380	5202	0,8	33,5
Vinica	0	0	0,0	0,0
Gevgelija	3992	2760	0,4	14,3
Gostivar	3480	3480	0,0	4,1
Debar	0	0	0,0	0,0
Delchevo	0	0	0,0	0,0
D.Hisar	0	0	0,0	0,0
Kavadarci	6619	3462	0,9	11,8
Kichevo	0	0	0,0	0,0
Kochani	3242	2056	0,6	0,0
Kratovo	1512	1142	0,3	5,4
Kr.Palanka	3374	2396	0,4	12,1
Krushevo	384	274	0,4	0,0
Kumanovo	6139	4602	0,3	21,9
Negotino	3762	2138	0,8	13,4
Ohrid	4827	2608	0,9	5,7
Prilep	12231	6714	0,8	14,6
Probishtip	0	0	0,0	0,0
Radovish	0	0	0,0	0,0
Resen	0	0	0,0	0,0
Sv.Nikole	0	0	0,0	0,0
Skopje	276205	231049	0,2	89,7
Struga	0	0	0,0	0,0
Strumica	6903	5462	0,3	12,3
Tetovo	18191	11680	0,6	9,3
Shtip	14012	3503	3,0	50,0

Source: Institute for Public Health of Republic of Macedonia - Skopje
Center for statistical processing health data, publication and education

**NUMBER OF BEDS IN INPATIENT INSTITUTIONS ON
SECONDARY LEVEL IN REPUBLIC OF MACEDONIA IN 2016**

HEALTH REGIONS	NUMBER OF BEDS	Per 1000 inhabitants
REPUBLIC OF MACEDONIA	6046	2,9
Bitola	514	5,1
Veles	339	5,1
Gevgelija	350	10,2
Gostivar	203	1,7
Debar	78	2,8
Demir Hisar	375	45,6
Kavadarci	119	2,8
Kichevo	66	1,2
Kochani	149	3,1
Kumanovo	333	2,3
Ohrid	527	9,5
Prilep	340	3,6
Resen	72	4,4
Skopje	1233	0,6
Struga	199	2,9
Strumica	307	3,2
Tetovo	436	2,2
Shtip	406	7,7

Source: Institute for Public Health of Republic of Macedonia - Skopje
Center for statistical processing health data, publication and education

NUMBER OF BEDS IN INPATIENT INSTITUTIONS ON SECONDARY LEVEL
 IN REPUBLIC OF MACEDONIA IN 2016

HEALTH REGIONS	General and clinic hospitals	Special hospitals for psychiatric diseases	Special hospitals for pulmonary diseases and TB	Rehabilitation and treatment centers	Spa	Other special hospitals	Total	
							Number	Per 1000 inhabitants
REPUBLIC OF MACEDONIA	4091	595	115	315	180	750	6046	2,9
Bitola*	500	-	-	-	-	14	514	5,1
Veles	269	-	70	-	-	-	339	5,1
Gevgelija	130	220	-	-	-	-	350	10,2
Gostivar	203	-	-	-	-	-	203	1,7
Debar	78	-	-	-	-	-	78	2,8
Demir Hisar	-	375	-	-	-	-	375	45,6
Kavadarci	119	-	-	-	-	-	119	2,8
Kichevo	66	-	-	-	-	-	66	1,2
Kochani	149	-	-	-	-	-	149	3,1
Kumanovo	333	-	-	-	-	-	333	2,3
Ohrid	192	-	-	98	-	237	527	9,5
Prilep	340	-	-	-	-	-	340	3,6
Resen	-	-	-	72	-	-	72	4,4
Skopje	524	-	-	30	180	499	1233	0,6
Struga	84	-	-	115	-	-	199	2,9
Strumica	307	-	-	-	-	-	307	3,2
Tetovo*	391	-	45	-	-	-	436	2,2
Shtip*	406	-	-	-	-	-	406	7,7

* Clinical hospital

Source: Institute for Public Health of Republic of Macedonia - Skopje

Center for statistical processing health data, publication and education

HEALTH PERSONNEL AND BEDS IN INPATIENT DEPARTMENTS OF GENERAL AND CLINIC HOSPITALS IN REPUBLIC OF MACEDONIA IN 2016

DEPARTMENTS	Physicians		Health personnel with higher and mid-level qualification		Beds		
	Total	Specialists	Number	Per 1 physician	Number	Per 1 physician	Per 1000 inh.
TOTAL	1162+5*	816+5*	2577	2,2	4091	3,5	2,0
1.MEDICAL GROUP	526	384	1073	2,0	2206	4,2	1,1
Internal medicine	222	159	396	1,8	781	3,5	0,4
Infectology	37	31	104	2,8	318	8,6	0,2
Pediatrics	111	74	246	2,2	406	3,7	1,2
Neurology	37	27	60	1,6	109	2,9	0,1
Neuropsychiatry	47	31	102	2,2	245	5,2	0,1
Cardiology	20	18	39	2,0	10	0,5	0,0
Psychiatry	29	24	48	1,7	89	3,1	0,0
Pulmonology and TB	5	4	16	3,2	50	10,0	0,0
Dermatovenerology	11	10	15	1,4	44	4,0	0,0
Medical rehabilitation	7	6	47	6,7	154	22,0	0,1
Nephrology							0,0
2. SURGICAL GROUP	636+5*	437	1504	2,3	1885	2,9	0,9
Surgery	240	162	590	2,5	683	2,8	0,3
Neurosurgery	2	2	7	3,5	6	3,0	0,0
Cardiosurgery	8	5	50	6,3	15	1,9	0,0
Orthopedics	32	24	65	2,0	135	4,2	0,1
Gynecology	72	44	172	2,4	261	3,6	0,3
Obstetrics	101	68	292	2,9	372	3,7	0,7
ENT	44	31	70	1,6	161	3,7	0,1
Ophthalmology	36	23	54	1,5	146	4,1	0,1
Urology	18	15	35	1,9	79	4,4	0,0
Maxillofacial surgery	5*	5*	7	1,4	13	2,6	0,0
Anesthesiology	83	58	162	2,0	14	0,2	0,0

*Dentists

Source: Institute for Public Health of Republic of Macedonia - Skopje
Center for statistical processing health data, publication and education

**NUMBER OF PATIENTS, AVERAGE LENGTH OF STAY AND BED OCCUPANCY
IN INPATIENT DEPARTMENTS OF GENERAL AND CLINIC HOSPITALS
IN REPUBLIC OF MACEDONIA IN 2016**

DEPARTMENTS	Treated patients	Utilized bed-days	Average length of stay	Bed occupancy	Bed turnover
TOTAL	144266	731663	5,1	49,0	35,3
1.MEDICAL GROUP	69496	455632	6,6	56,6	31,5
Internal medicine	32436	201705	6,2	70,8	41,5
Infectology	8886	52458	5,9	45,2	27,9
Pediatrics	14151	66690	4,7	45,0	34,9
Neurology	2766	24524	8,9	61,6	25,4
Neuropsychiatry	4428	34072	7,7	38,1	18,1
Cardiology	1335	3727	2,8	102,1	133,5
Psychiatry	1162	15447	13,3	47,6	13,1
Pulmonology and TB	607	3981	6,6	21,8	12,1
Dermatovenerology	1417	12088	8,5	75,3	32,2
Medical rehabilitation	2308	40940	17,7	72,8	15,0
Nephrology					
2. SURGICAL GROUP	74770	276031	3,7	40,1	39,7
Surgery	29638	123630	4,2	49,6	43,4
Neurosurgery	181	416	2,3	19,0	30,2
Cardiosurgery	505	5164	10,2	94,3	33,7
Orthopedics	2869	17328	6,0	35,2	21,3
Gynecology	12006	27968	2,3	29,4	46,0
Obstetrics	15948	57826	3,6	42,6	42,9
ENT	3838	18452	4,8	32,0	24,3
Ophtalmology	5960	10113	1,7	19,5	42,0
Urology	2786	14428	5,2	50,0	35,3
Maxillofacial surgery	239	248	1,0	5,2	18,4
Anesthesiology	800	458	0,6	20,9	133,3

Source: Institute for Public Health of Republic of Macedonia - Skopje
Center for statistical processing health data, publication and education

**HEALTH PERSONNEL AND BEDS IN SPECIAL HOSPITALS ON SECONDARY LEVEL
IN REPUBLIC OF MACEDONIA IN 2016**

SPECIAL HOSPITALS	Physicians		Health personnel with higher and mid-level qualification		Beds	
	Total	Specialists	Total	Per 1 physician	Total	Per 1 physician
Special hospitals for pulmonary diseases and tuberculosis	10	8	35	3,5	115	11,5
Special hospital for pulmonary diseases and TB - Lesok	4	3	17	4,3	45	11,3
Special hospital for pulmonary diseases and TB - Jasenovo	6	5	18	3,0	70	11,7
Institute for orthopedics and traumatology "St. Erasmo" - Ohrid	42	31	114	2,7	237	5,6
Special Hospital for Gynecology and Obstetrics - "Plodnost", Bitola	9	7	26	2,9	14	1,6
Neuropsychiatry hospitals	18+1*	12	193	10,2	595	31,3
Neuropsychiatry hospital Negorci-Gevgelija	5+1*	5	57	9,5	220	36,7
Psychiatric hospital Demir Hisar	13	7	136	1,5	375	28,8
Institute for gerontology "13th November" - Skopje	21	9	90	4,3	341	16,2
Special hospital "Filip Vtori" - Skopje	33	23	82	2,5	128	3,9
European eye hospital - Skopje	5	4	14	2,8	20	4,0

Source: Institute for Public Health of Republic of Macedonia - Skopje
Center for statistical processing health data, publication and education

**NUMBER OF PATIENTS, AVERAGE LENGTH OF STAY AND BED OCCUPANCY
IN SPECIAL HOSPITALS IN REPUBLIC OF MACEDONIA IN 2016**

SPECIAL HOSPITALS	Treated patients	Utilized bed-days	Average length of stay	Bed occupancy	Bed turnover
Special hospitals for pulmonary diseases and tuberculosis	1877	18870	10,1	45,0	16,3
Special hospital for pulmonary diseases and TB - Lesok	699	6718	9,6	40,9	15,5
Special hospital for pulmonary diseases and TB - Jasenovno	1178	12152	10,3	47,6	16,8
Institute for orthopedics and traumatology "St. Erasmo" - Ohrid	3606	44623	12,4	51,6	15,2
Special Hospital for Gynecology and Obstetrics - "Plodnost", Bitola	830	2304	2,8	45,1	59,3
Neuropsychiatry hospitals	754	192676	255,5	88,7	1,3
Neuropsychiatry hospital Negorci-Gevgelija	386	77223	200,1	96,2	1,8
Psychiatric hospital Demir Hisar	368	115453	313,7	84,3	1,0
Institute for gerontology "13th November" - Skopje	805	99383	123,5	79,8	2,4
Special hospital "Filip Vtori" - Skopje	3356	18480	5,5	39,6	26,2
European eye hospital - Skopje	794	1586	2,0	21,1	39,7

Source: Institute for Public Health of Republic of Macedonia - Skopje
Center for statistical processing health data, publication and education

HEALTH PERSONNEL AND BEDS IN REHABILITATION CENTERS AND ENVIRONMENTAL
 FACTOR TREATMENT HOSPITAL IN REPUBLIC OF MACEDONIA IN 2016

REHABILITATION CENTERS	Physicians		Health personnel with higher and mid-level qualification		BEDS	
	Total	Specialists	Total	Per 1 physician	Total	Per 1 physician
	Institutes - Rehabilitation centers	56	39	108	1,9	315
Institute for prevention and treatment of cardiovascular diseases - Ohrid	28	17	22	0,8	98	3,5
P.H.O. - Institute for dialysis, nephrology and rehabilitation - Struga	21	17	70	3,3	115	5,5
Institute for prevention, treatment and rehabilitation of chronic respiratory and specific diseases - Oteshevo	7	5	14	2,0	72	10,3
Institute for rehabilitation of speech, voice and hearing - Skopje	0	0	2	0,0	30	0,0
Other hospitals	5	5	7	1,4	180	36,0
Environmental factor treatment hospital Katlanovo-Skopje	5	5	7	1,4	180	36,0

Source: Institute for Public Health of Republic of Macedonia - Skopje
 Center for statistical processing health data, publication and education

**NUMBER OF PATIENTS, AVERAGE LENGTH OF STAY AND BED OCCUPANCY IN REHABILITATION CENTERS
AND ENVIRONMENTAL FACTOR TREATMENT HOSPITAL IN REPUBLIC OF MACEDONIA IN 2016**

REHABILITATION CENTERS	Treated patients	Utilized bed-days	Average length of stay	Bed occupancy	Bed turnover
Institutes - Rehabilitation centers	4590	59084	12,9	51,4	14,6
Institute for prevention and treatment of cardiovascular diseases - Ohrid	2556	15561	6,1	43,5	26,1
P.H.O. - Institute for dialysis, nephrology and rehabilitation - Struga	986	30524	31,0	72,7	8,6
Institute for prevention, treatment and rehabilitation of chronic respiratory and specific diseases - Oteshevo	1011	12139	12,0	46,2	14,0
Institute for rehabilitation of speech, voice and hearing - Skopje	37	860	23,2	7,9	1,2
Other hospitals	1001	21160	21,1	32,2	5,6
Environmental factor treatment hospital Katlanovo-Skopje	1001	21160	21,1	32,2	5,6

Source: Institute for Public Health of Republic of Macedonia - Skopje
Center for statistical processing health data, publication and education



TERTIARY HEALTH CARE

**VISITS IN SPECIALIST-CONSULTANCY PRACTICE IN TERTIARY HEALTH CARE
IN REPUBLIC OF MACEDONIA IN 2016**

SPECIALIST-CONSULTANCY PRACTICE	Visits at physician's office		Number of revisits per 1 initial visit	Daily visits per 1 physician
	Total	Initial visits		
TOTAL	719763	521843	0,4	22,4
1. University clinics	598705	434150	0,4	26,1
2. Surgery clinic "St. Naum Ohridski"-Skopje	0	0	0,0	0,0
3. Institute of Occupational Health - Chair	54586	47502	0,1	17,7
4. Institut for patophysiology	23207	7380	2,1	6,9
5. Special Hospitals:				
- Institute for pulmonary diseases and TB - Skopje	0	0	0,0	0,0
- Special hospital for pulmonary diseases in children - Kozle, Skopje	37400	27138	0,4	44,5
Special Hospital of Gynecology and Obstetrics Mother Teresa - Skopje	5865	5673	0,0	0,0
- Psychiatric hospital "Skopje"-Skopje	0	0	0,0	0,0

Source: Institute for Public Health of Republic of Macedonia - Skopje
Center for statistical processing health data, publication and education

**HEALTH WORKERS IN SPECIALIST-CONSULTANCY SERVICES IN TERTIARY HEALTH CARE
IN REPUBLIC OF MACEDONIA IN 2016**

SPECIALIST-CONSULTANCY SERVICES	Physicians		Health workers with HQ and MLQ	
	Total	Specialists	Total	Per 1 physician
TOTAL	67	53	102	1,5
1. University clinics	37	28	57	1,5
2. Surgery clinic "St. Naum Ohridski"-Skopje	0	0	0	0,0
3. Institute of Occupational Health - Chair	10	10	15	1,5
4. Institut for patophysiology	15	11	14	0,9
5. Special Hospitals:				
- Institute for pulmonary diseases and TB - Skopje	0	0	0	0,0
- Special hospital for pulmonary diseases in children - Kozle, Skopje	4	4	11	2,8
Special Hospital of Gynecology and Obstetrics Mother Teresa - Skopje	1	0	5	0,0
- Psychiatric hospital "Skopje"-Skopje	0	0	0	0,0

Source: Institute for Public Health of Republic of Macedonia - Skopje
Center for statistical processing health data, publication and education

**HEALTH WORKERS AND VISITS IN MEDICAL REHABILITATION PRACTICE IN TERTIARY HEALTH CARE
IN REPUBLIC OF MACEDONIA IN 2016**

MEDICAL REHABILITATION PRACTICE	Physicians		Health workers with HQ and MLQ		Visits at physician's office		Number of re-visits per 1 initial visit	Daily visits per 1 physician
	Total	Specialists	Total	Per 1 physician	Total	Initial visits		
	Institute for medical rehabilitation - Skopje	0	0	50	0	17227	12682	0,4

Source: Institute for Public Health of Republic of Macedonia - Skopje
Center for statistical processing health data, publication and education

HEALTH WORKERS IN BLOOD TRANSFUSION PRACTICE IN TERTIARY HEALTH CARE IN R.MACEDONIA IN 2016

BLOOD TRANSFUSION PRACTICE	Physicians		Health workers with HQ and MLQ	
	Total	Specialists	Total	Per 1 physician
TOTAL	33	25	60	1,8
Transfuziology medicine institute of Republic of Macedonia	33	25	60	1,8
University Surgery clinic "St.Naum Ohridski" - Skopje	0	0	0	0,0
Special Hospital for Gynecology and Obstetrics - Chair, Skopje	0	0	0	0,0

Source: Institute for Public Health of Republic of Macedonia - Skopje
Center for statistical processing health data, publication and education

**HEALTH PERSONNEL AND BEDS IN UNIVERSITY CLINICS AND CLINICS
IN REPUBLIC OF MACEDONIA IN 2016**

UNIVERSITY CLINICS AND CLINICS	Physicians		Health personnel with higher and mid-level qualification		Beds	
	Total	Specialists	Total	Per 1 physician	Total	Per 1 physician
TOTAL (1+2+3)	624	521	1345	2,2	1915	3,1
1.MEDICAL GROUP	303	266	602	2,0	953	3,1
University clinic for infectious diseases and febrile conditions	23	22	49	2,1	129	5,6
University clinic for pediatric diseases	67	51	146	2,2	240	3,6
University clinic for neurology	24	20	42	1,8	89	3,7
University clinic for psychiatry	14	14	36	2,6	60	4,3
University clinic for dermatology	17	17	20	1,2	31	1,8
University clinic for gastroenterohepatology	22	19	31	1,4	48	2,2
University clinic for pulmonology and allergology	24	22	26	1,1	48	2,0
University clinic for cardiology	37	35	100	2,7	120	3,2
University clinic for toxicology	16	15	31	1,9	31	1,9
University clinic for nephrology	12	10	30	2,5	45	3,8
University clinic for endocrinology, diabetes and metabolic disorders	13	9	25	1,9	35	2,7
University clinic for rheumatology	14	14	24	1,7	42	3,0
University clinic for hematology	20	18	42	2,1	35	1,8
2.SURGICAL GROUP	288	234	676	2,3	827	2,9
University clinic for anesthesiology, reanimation and intensive treatment	58	31	73	1,3	18	0,3
University clinic for digestive surgery	16	14	64	4,0	71	4,4
University clinic for urology	12	10	36	3,0	31	2,6
University clinic for pediatric surgery	18	14	40	2,2	54	3,0
University clinic for neurology surgery	11	9	59	5,4	57	5,2
University clinic for thoracic and vascular surgery	12	10	26	2,2	52	4,3
University clinic for cardio cyrgery	12	8	34	2,8	16	1,3
University clinic for plastic and reconstructive surgery	12	11	25	2,1	35	2,9
University clinic for traumatology	7	6	37	5,3	54	7,7
University clinic for orthopedic diseases	31	31	49	1,6	135	4,4
University clinic for gynecology and obstetrics	36	35	66	1,8	94	2,6
University clinic for otorinolaringology	31	27	94	3,0	73	2,4
University clinic for otorinolaringology	19	18	38	2,0	58	3,1
University clinic for ophtalmology	13	10	35	2,7	79	6,1
3. UNIVERSITY CLINIC FOR RADIOTHERAPY AND ONCOLOGY	33	21	67	2,0	135	4,1
4. SURGERY CLINIC "ST. NAUM OHRIDSKI"-SKOPJE	65	43	152	2,3	140	2,2
5. UNIVERSITY CLINIC FOR SURGERY OF THE FACE, JAW AND NECK - MAXILLOFACIAL SURGERY, SKOPJE	1+12*	1+12*	12	0,9	29	2,2
TOTAL (1+2+3+4+5)	690+12*	565+12*	1509	2,1	2084	3,0

* Dentists

 Source: Institute for Public Health of Republic of Macedonia - Skopje
Center for statistical processing health data, publication and education

**NUMBER OF PATIENTS, AVERAGE LENGTH OF STAY AND BED OCCUPANCY
IN UNIVERSITY CLINICS AND CLINICS IN REPUBLIC OF MACEDONIA IN 2016**

UNIVERSITY CLINICS AND CLINICS	Treated patients	Utilized bed-days	Average length of stay	Bed occupancy	Bed turnover
TOTAL (1+2+3)	66755	403216	6,0	57,7	34,9
1.MEDICAL GROUP	27489	194919	7,1	56,0	28,8
University clinics for infectious diseases and febrile conditions	2730	31101	11,4	66,1	21,2
University clinic for pediatric diseases	3427	20875	6,1	23,8	14,3
University clinic for neurology	1995	20827	10,4	64,1	22,4
University clinic for psychiatry	587	17235	29,4	78,7	9,8
University clinic for dermatology	476	5694	12,0	50,3	15,4
University clinic for gastroenterohepatology	1953	14748	7,6	84,2	40,7
University clinic for pulmonology and allergology	2037	15906	7,8	90,8	42,4
University clinic for cardiology	9041	26341	2,9	60,1	75,3
University clinic for toxicology	683	4025	5,9	35,6	22,0
University clinic for nephrology	2382	15309	6,4	93,2	52,9
University clinic for endocrinology	722	2982	4,1	23,3	20,6
University clinic for rheumatology	537	6106	11,4	39,8	12,8
University clinic for hematology	919	13770	15,0	107,8	26,3
2.SURGICAL GROUP	37436	188681	5,0	62,5	45,3
University clinic for anesthesiology, reanimation and intensive treatment	1012	5495	5,4	83,6	56,2
University clinic for digestive surgery	2438	18830	7,7	72,7	34,3
University clinic for urology	2766	10672	3,9	94,3	89,2
University clinic for pediatric surgery	1716	7564	4,4	38,4	31,8
University clinic for neurology surgery	1149	13032	11,3	62,6	20,2
University clinic for thoracic and vascular surgery	2075	16646	8,0	87,7	39,9
University clinic for cardio cyrgery	178	1549	8,7	26,5	11,1
University clinic for plastic and reconstructive surgery	5338	12236	2,3	95,8	152,5
University clinic for traumatology	1397	10841	7,8	55,0	25,9
University clinic for orthopedic diseases	1897	12409	6,5	25,2	14,1
University clinic for gynecology and obstetrics	8930	44983	5,0	131,1	95,0
University clinic for otorinolaringology	5271	23631	4,5	88,7	72,2
University clinic for ophtalmology	2173	9918	4,6	46,8	37,5
University clinic for ophtalmology	1096	875	0,8	3,0	13,9
3. UNIVERSITY CLINIC FOR RADIOTHERAPY AND ONCOLOGY	1830	19616	10,7	39,8	13,6
4. SURGERY CLINIC "ST. NAUM OHRIDSKI"-SKOPJE	5595	29706	5,3	58,1	40,0
5. UNIVERSITY CLINIC FOR SURGERY OF THE FACE, JAW AND NECK - MAXILLOFACIAL SURGERY, SKOPJE	1057	4490	4,2	42,4	36,4
TOTAL (1+2+3+4+5)	73407	437412	6,0	57,5	35,2

Source: Institute for Public Health of Republic of Macedonia - Skopje
Center for statistical processing health data, publication and education

**HEALTH PERSONNEL AND BEDS IN INSTITUTES AND SPECIAL HOSPITALS IN
TERTIARY HEALTH CARE IN REPUBLIC OF MACEDONIA IN 2016**

HOSPITALS-CENTERS	Physicians		Health personnel with higher and mid-level qualification		Beds	
	Total	Specialists	Total	Per 1 physician	Total	Per 1 physician
Institute for pulmonary diseases and TB - Skopje	13	11	24	1,8	72	5,5
Institute for pulmonary diseases in children - Kozle, Skopje	30	18	70	2,3	106	3,5
Special Hospital for Gynecology and Obstetrics - Mother Teresa - Skopje	40	29	76	1,9	86	2,2
Special hospital for gynecology, obstetrics and orthopedics MY HOSPITAL Skopje	7	7	14	2,0	10	1,4
Psychiatric hospital "Skopje"- Skopje	21	20	121	5,8	388	18,5
Institute for medical rehabilitation - Skopje	14	14	40	2,9	215	15,4
TOTAL	125	99	345	2,8	877	7,0

Source: Institute for Public Health of Republic of Macedonia - Skopje
Center for statistical processing health data, publication and education

**NUMBER OF PATIENTS, AVERAGE LENGTH OF STAY AND BED OCCUPANCY IN
INSTITUTES AND SPECIAL HOSPITALS IN TERTIARY HEALTH CARE
IN REPUBLIC OF MACEDONIA IN 2016**

HOSPITALS-CENTERS	Treated patients	Utilized bed-days	Average length of stay	Bed occupancy	Bed turnover
Institute for pulmonary diseases and TB - Skopje	1270	12926	10,2	49,2	17,6
Institute for pulmonary diseases in children - Kozle, Skopje	3673	25084	6,8	64,8	34,7
Spitali special për gjinekologji dhe obstetrikë - NËNË TEREZA, Shkup	5197	16213	3,1	51,7	60,4
Spitali special për gjinekologji dhe obstetrikë dhe ortopedi SPITALI IM, Shkup	389	252	0,6	6,9	38,9
Psychiatric hospital "Skopje"-Skopje	841	124480	148,0	87,9	2,2
Institute for medical rehabilitation - Skopje	2341	50538	21,6	64,4	10,9
TOTAL	13711	229493	16,7	71,7	15,6

Source: Institute for Public Health of Republic of Macedonia - Skopje
Center for statistical processing health data, publication and education



MORBIDITY

AMBULATORY AND DISPENSARY MORBIDITY (RATE/10000) DIAGNOSED IN GENERAL PRACTICE SERVICES BY HEALTH REGIONS IN REPUBLIC OF MACEDONIA, 2016

HEALTH REGIONS	AMBULATORY AND DISPENSARY MORBIDITY	
	Cases	Rate/10000
REPUBLIC OF MACEDONIA	3637064	22817,3
Berovo	17360	11945,2
Bitola	203433	24946,4
M.Brod	10584	12373,2
Valandovo	26746	28504,7
Veles	185811	36287,7
Vinica	27086	17481,6
Gevgelija	46474	16710,7
Gostivar	106093	11459,9
Debar	39866	19464,9
Delchevo	25849	13339,4
D.Hisar	17623	25588,8
Kavadarci	144346	42461,0
Kichevo	80950	17763,1
Kochani	45373	11824,2
Kratovo	6140	7840,6
Kr.Palanka	57499	30083,7
Krushevo	7215	9923,0
Kumanovo	208781	19663,9
Negotino	68935	37270,2
Ohrid	110699	25041,1
Prilep	110515	15019,1
Probishtip	39853	31813,7
Radovish	63915	25826,3
Resen	32721	24089,7
Sv.Nikole	23420	14198,2
Skopje	1188112	25327,4
Struga	52213	10069,6
Strumica	139769	19169,0
Tetovo	407673	27403,6
Shtip	142010	34183,9

Source: Institute for Public Health of Republic of Macedonia - Skopje
Center for statistical processing health data, publication and education

**AMBULATORY AND DISPENSARY MORBIDITY (RATE/10000) DIAGNOSED IN CHILDREN
HEALTH SERVICES BY HEALTH REGIONS IN REPUBLIC OF MACEDONIA, 2016**

HEALTH REGIONS	AMBULATORY AND DISPENSARY MORBIDITY	
	Cases	Rate/10000
REPUBLIC OF MACEDONIA	659980	40805,5
Berovo	2834	27067,8
Bitola	36102	51223,0
M.Brod	1359	15066,5
Valandovo	3441	41457,8
Veles	28373	51662,4
Vinica	3032	24650,4
Gevgelija	6412	28472,5
Gostivar	15106	18505,5
Debar	9159	42383,2
Delchevo	3487	24573,6
D.Hisar	1659	36784,9
Kavadarci	21708	72432,4
Kichevo	14234	44704,8
Kochani	11346	37845,2
Kratovo	1006	18874,3
Kr.Palanka	5185	31558,1
Krushevo	231	2869,6
Kumanovo	47588	40060,6
Negotino	6750	41183,6
Ohrid	16614	42146,1
Prilep	31655	42330,8
Probishtip	6462	71720,3
Radovish	14561	53513,4
Resen	5065	54287,2
Sv.Nikole	4997	37571,4
Skopje	260710	47710,6
Struga	5541	11368,5
Strumica	15677	20307,0
Tetovo	53392	32158,0
Shtip	26294	67093,6

Source: Institute for Public Health of Republic of Macedonia - Skopje
Center for statistical processing health data, publication and education

**AMBULATORY AND DISPENSARY MORBIDITY (RATE/10000) DIAGNOSED
IN SCHOOL CHILDREN AND YOUTH HEALTH SERVICES BY HEALTH REGIONS
IN REPUBLIC OF MACEDONIA, 2016**

HEALTH REGIONS	AMBULATORY AND DISPENSARY MORBIDITY	
	Cases	Rate/10000
REPUBLIC OF MACEDONIA	720439	22948,0
Berovo	4183	17800,0
Bitola	42335	32103,6
M.Brod	2460	14203,2
Valandovo	3559	22216,0
Veles	35380	37179,5
Vinica	5407	20003,7
Gevgelija	8514	19873,9
Gostivar	31713	16510,3
Debar	7017	13604,1
Delchevo	5054	15838,3
D.Hisar	2680	26719,8
Kavadarci	23070	38303,2
Kichevo	16314	19551,8
Kochani	14234	21652,0
Kratovo	1434	12287,9
Kr.Palanka	5800	18727,8
Krushevo	1497	10446,6
Kumanovo	40197	16216,3
Negotino	13746	41541,3
Ohrid	16828	21823,4
Prilep	33723	23773,7
Probishtip	7037	38411,6
Radovish	12019	23383,3
Resen	6949	38584,1
Sv.Nikole	8083	30815,9
Skopje	224675	23676,2
Struga	8340	7447,8
Strumica	29638	20902,7
Tetovo	80300	23251,8
Shtip	28253	39371,5

Source: Institute for Public Health of Republic of Macedonia - Skopje
Center for statistical processing health data, publication and education

**AMBULATORY AND DISPENSARY MORBIDITY (RATE/10000) DIAGNOSED IN WOMEN
HEALTH SERVICES BY HEALTH REGIONS IN REPUBLIC OF MACEDONIA, 2016**

HEALTH REGIONS	AMBULATORY AND DISPENSARY MORBIDITY	
	Cases	Rate/10000
REPUBLIC OF MACEDONIA	331875	3832,9
Berovo	3731	4861,2
Bitola	12479	2821,7
M.Brod	0	0,0
Valandovo	1783	3705,3
Veles	13380	4923,8
Vinica	1855	2266,9
Gevgelija	1599	1073,2
Gostivar	3287	641,9
Debar	5560	4997,3
Delchevo	2898	2876,7
D.Hisar	0	0,0
Kavadarci	15415	8517,0
Kichevo	12817	5183,2
Kochani	14121	6883,3
Kratovo	1425	3554,5
Kr.Palanka	4078	4166,8
Krushevo	0	0,0
Kumanovo	12641	2184,9
Negotino	4572	4670,1
Ohrid	7072	2909,4
Prilep	9608	2446,8
Probishtip	1679	2582,7
Radovish	14217	10852,7
Resen	4925	6890,0
Sv.Nikole	3864	4552,8
Skopje	113737	4387,0
Struga	8886	3092,5
Strumica	9755	2502,6
Tetovo	32690	3999,3
Shtip	13801	6194,3

Source: Institute for Public Health of Republic of Macedonia - Skopje
Center for statistical processing health data, publication and education

AMBULATORY AND DISPENSARY MORBIDITY (RATE/10000) DIAGNOSED IN DENTAL HEALTH SERVICES BY HEALTH REGIONS IN REPUBLIC OF MACEDONIA, 2016

HEALTH REGIONS	AMBULATORY AND DISPENSARY MORBIDITY	
	Cases	Rate/10000
REPUBLIC OF MACEDONIA	1053902	5090,8
Berovo	7304	4074,3
Bitola	75654	7435,2
M.Brod	3634	3249,3
Valandovo	1808	1530,9
Veles	31315	4730,9
Vinica	6681	3438,3
Gevgelija	9498	2766,0
Gostivar	13873	1157,1
Debar	0	0,0
Delchevo	7365	3073,9
D.Hisar	1661	1994,0
Kavadarci	17248	4009,8
Kichevo	26697	4674,9
Kochani	23982	5006,4
Kratovo	3347	3509,9
Kr.Palanka	5327	2233,5
Krushevo	7572	7969,7
Kumanovo	58553	4099,8
Negotino	4081	1740,8
Ohrid	2982	533,9
Prilep	96506	10136,9
Probishtip	7700	5046,9
Radovish	12148	3722,8
Resen	3291	2012,6
Sv.Nikole	5205	2546,1
Skopje	506750	8182,9
Struga	2885	424,7
Strumica	17067	1800,7
Tetovo	74079	3703,6
Shtip	19689	3738,4

Source: Institute for Public Health of Republic of Macedonia - Skopje
Center for statistical processing health data, publication and education

DISEASES-CONDITIONS TREATED AT IN-PATIENT SERVICES (RATE/10000 INHABITANTS) BY STATISTIC REGIONS IN REPUBLIC OF MACEDONIA IN 2016

STATISTICAL REGIONS	TOTAL	Rate/10000
REPUBLIC OF MACEDONIA	257265	1242,7
PELAGONIA REGION	28011	1211,9
VARDAR REGION	13382	874,1
NORTHEASTERN REGION	9855	559,3
SOUTHWESTERN REGION	39618	1801,7
SKOPJE REGION	121327	1959,2
SOUTHEASTERN REGION	10410	599,8
POLOG REGION	20157	630,1
EASTERN REGION	14505	818,8

Source: Institute for Public Health of Republic of Macedonia - Skopje
Center for statistical processing health data, publication and education

**TUBERCULOSIS INCIDENCE PER 100.000
INHABITANTS IN REPUBLIC OF MACEDONIA IN 2016**

HEALTH REGIONS	Total new cases		
	Number	Mb%000	On respiratory organs
REPUBLIC OF MACEDONIA	267	12,9	214
Berovo	0	0,0	0
Bitola	6	5,9	4
M.Brod	0	0,0	0
Valandovo	0	0,0	0
Veles	13	19,6	9
Vinica	0	0,0	0
Gevgelija	5	14,6	5
Gostivar	32	26,7	32
Debar	5	18,0	5
Delchevo	0	0,0	0
D.Hisar	0	0,0	0
Kavadarci	0	0,0	0
Kichevo	18	31,5	18
Kochani	10	20,9	10
Kratovo	0	0,0	0
Kr.Palanka	3	12,6	3
Krushevo	0	0,0	0
Kumanovo	20	0,0	16
Negotino	0	0,0	0
Ohrid	9	16,1	3
Prilep	3	3,2	2
Probishtip	1	6,6	1
Radovish	0	0,0	0
Resen	0	0,0	0
Sv.Nikole	0	0,0	0
Skopje	89	0,0	66
Struga	0	0,0	0
Strumica	5	0,0	4
Tetovo	44	22,0	33
Shtip	4	7,6	3

Source: Institute for Public Health of Republic of Macedonia - Skopje
Center for statistical processing health data, publication and education

**TUBERCULOSIS PREVALENCE PER 100.000
INHABITANTS IN REPUBLIC OF MACEDONIA IN 2016**

HEALTH REGIONS	Registered, total	Mb %000
REPUBLIC OF MACEDONIA	288	13,9
Berovo	0	0,0
Bitola	8	7,9
M.Brod	0	0,0
Valandovo	0	0,0
Veles	14	21,2
Vinica	0	0,0
Gevgelija	6	17,5
Gostivar	33	27,5
Debar	6	21,6
Delchevo	0	0,0
D.Hisar	0	0,0
Kavadarci	0	0,0
Kichevo	19	33,3
Kochani	12	25,1
Kratovo	0	0,0
Kr.Palanka	4	16,8
Krushevo	0	0,0
Kumanovo	21	14,7
Negotino	0	0,0
Ohrid	10	17,9
Prilep	4	4,2
Probishtip	2	13,1
Radovish	0	0,0
Resen	0	0,0
Sv.Nikole	0	0,0
Skopje	93	15,0
Struga	0	0,0
Strumica	6	6,3
Tetovo	45	22,5
Shtip	5	9,5

Source: Institute for Public Health of Republic of Macedonia - Skopje
Center for statistical processing health data, publication and education

COMMUNICABLE DISEASES REPORTED (RATE PER 100.000 INHABITANTS) WITH PRIORITY SIGNIFICANCE IN R.MACEDONIA IN 2016

Communicable diseases reported	Number	Mb. 1:100.000	%
Total	23946	1155,4	100,0
Salmoneloses	254	12,3	1,1
Alimentarni toksiinfections	540	26,1	2,3
Enterocolitis	11263	543,5	47,0
Akuten hepatitis A	22	1,1	0,1
Akuten hepatitis B	104	5,0	0,4
Akuten hepatitis C	45	2,2	0,2
Neozn.hepatitis	47	2,3	0,2
Morbili	0	0,0	0,0
Parotitis epidemica	45	2,2	0,2
Varicella	10233	493,8	42,7
Rubeola	0	0,0	0,0
Scarlatina	275	13,3	1,1
Brucelosis	22	1,1	0,1
Tetanus	1	0,0	0,0

1 dead from Bacterial meningit - Kavadarci
1 dead from viral hepatitis B - Resen
1 dead from viral hepatitis C - Bitola
1 dead from viral escephalitis - Resen
1 dead from viral escephalitis - Skopje
1 dead from malaria - Skopje
1 dead from pneumococcal infection- Veles
1 dead from pneumococcal infection - Kocani
1 dead from pneumococcal infection - Skopje
1 dead from tetanus - Strumica

Source: Institute for Public Health of Republic of Macedonia - Skopje
 Center for statistical processing health data, publication and education



MORTALITY

MORTALITY STRUCTURE BY CAUSE OF DEATH IN REPUBLIC OF MACEDONIA IN 2016

Health regions	Total		I00-I99		C00-D48		R00-R99		E00-E99		J00-J99		S00-T98		K00-K93		N00-N99		P00-P96		other	
	Num.	%	Num.	%	Num.	%	Num.	%	Num.	%	Num.	%	Num.	%	Num.	%	Num.	%	Num.	%	Num.	%
R.Macedonia	20421	10920	53,5	3882	19,0	1445	7,07	1114	5,5	846	4,1	497	2,4	416	2,0	443	2,2	222	1,1	636	3,1	
Berovo	248	149	60,1	39	15,7	4	1,6	19	7,7	10	4,0	7	2,8	10	4,0	3	1,2	2	0,8	5	2,0	
Bitola	1295	510	39,4	218	16,8	415	32,0	46	3,6	17	1,3	27	2,1	18	1,4	19	1,5	4	0,3	21	1,6	
M.Brod	150	117	78,0	17	11,3	5	3,3	4	2,7	3	2,0	0	0,0	2	1,3	1	0,7	1	0,7	0	0,0	
Valandovo	117	77	65,8	18	15,4	5	4,3	6	5,1	2	1,7	3	2,6	1	0,9	3	2,6	1	0,9	1	0,9	
Veles	730	409	56,0	130	17,8	18	2,5	48	6,6	34	4,7	12	1,6	19	2,6	31	4,2	7	1,0	22	3,0	
Vinica	201	125	62,2	38	18,9	2	1,0	13	6,5	4	2,0	3	1,5	5	2,5	7	3,5	3	1,5	1	0,5	
Gevgelija	401	242	60,3	69	17,2	11	2,7	20	5,0	9	2,2	19	4,7	10	2,5	7	1,7	4	1,0	10	2,5	
Gostivar	882	504	57,1	138	15,6	46	5,2	50	5,7	51	5,8	23	2,6	16	1,8	22	2,5	12	1,4	20	2,3	
Debar	149	81	54,4	34	22,8	7	4,7	9	6,0	9	6,0	1	0,7	1	0,7	2	1,3	1	0,7	4	2,7	
Delchevo	276	181	65,6	46	16,7	3	1,1	8	2,9	13	4,7	6	2,2	2	0,7	8	2,9	2	0,7	7	2,5	
Demir Hisar	129	76	58,9	23	17,8	2	1,6	17	13,2	3	2,3	2	1,6	2	1,6	1	0,8	0	0,0	3	2,3	
Kavadarci	496	289	58,3	90	18,1	23	4,6	26	5,2	15	3,0	14	2,8	12	2,4	6	1,2	4	0,8	17	3,4	
Kichevo	510	308	60,4	94	18,4	19	3,7	23	4,5	24	4,7	22	4,3	9	1,8	6	1,2	2	0,4	3	0,6	
Kochani	521	306	58,7	93	17,9	7	1,3	49	9,4	16	3,1	10	1,9	10	1,9	17	3,3	1	0,2	12	2,3	
Kpatovo	125	65	52,0	31	24,8	4	3,2	4	3,2	11	8,8	1	0,8	4	3,2	2	1,6	0	0,0	3	2,4	
Kriva Palanka	245	139	56,7	45	18,4	3	1,2	16	6,5	14	5,7	6	2,4	7	2,9	6	2,4	1	0,4	8	3,3	
Krushevo	116	72	62,1	19	16,4	7	6,0	4	3,4	3	2,6	2	1,7	0	0,0	4	3,4	1	0,9	4	3,4	
Kumanovo	1284	686	53,4	234	18,2	45	3,5	63	4,9	99	7,7	29	2,3	32	2,5	22	1,7	22	1,7	52	4,0	
Negotino	278	183	65,8	38	13,7	9	3,2	16	5,8	9	3,2	10	3,6	4	1,4	2	0,7	1	0,4	6	2,2	
Ohrid	720	494	68,6	89	12,4	29	4,0	28	3,9	15	2,1	21	2,9	13	1,8	15	2,1	1	0,1	15	2,1	
Prilep	1160	593	51,1	210	18,1	153	13,2	55	4,7	26	2,2	28	2,4	34	2,9	21	1,8	5	0,4	35	3,0	
Probishtip	180	105	58,3	30	16,7	3	1,7	7	3,9	15	8,3	3	1,7	5	2,8	5	2,8	2	1,1	5	2,8	
Radovish	293	165	56,3	63	21,5	5	1,7	20	6,8	14	4,8	10	3,4	7	2,4	2	0,7	5	1,7	2	0,7	
Resen	210	123	58,6	47	22,4	8	3,8	9	4,3	5	2,4	3	1,4	2	1,0	5	2,4	5	2,4	3	1,4	
Sveti Nikole	269	149	55,4	59	21,9	7	2,6	13	4,8	12	4,5	6	2,2	3	1,1	5	1,9	1	0,4	14	5,2	
Skopje	5975	2849	47,7	1367	22,9	295	4,9	364	6,1	290	4,9	157	2,6	125	2,1	158	2,6	93	1,6	277	4,6	
Struga	464	294	63,4	81	17,5	16	3,4	19	4,1	15	3,2	8	1,7	4	0,9	9	1,9	4	0,9	14	3,0	
Strumica	956	570	59,6	182	19,0	19	2,0	48	5,0	44	4,6	23	2,4	21	2,2	18	1,9	10	1,0	21	2,2	
Tetovo	1511	849	56,2	246	16,3	134	8,9	82	5,4	54	3,6	27	1,8	25	1,7	26	1,7	26	1,7	42	2,8	
Shtip	530	210	39,6	94	17,7	141	26,6	28	5,3	10	1,9	14	2,6	13	2,5	10	1,9	1	0,2	9	1,7	

Source: State Statistical Office

Processed: Institute for Public Health of Republic of Macedonia - Skopje

Center for statistical processing health data, publication and education

MORTALITY RATE PER 100.000 INHABITANTS BY CAUSE OF DEATH IN REPUBLIC OF MACEDONIA IN 2016

Health regions	TOTAL		100-199		C00-D48		R00-R99		E00-E99		J00-J99		S00-T98		K00-K93		N00-N99		P00-P96		Other	
	Num.	Mt. 1000000	Num.	Mt. 1000000	Num.	Mt. 1000000	Num.	Mt. 1000000	Num.	Mt. 1000000	Num.	Mt. 1000000	Num.	Mt. 1000000	Num.	Mt. 1000000	Num.	Mt. 1000000	Num.	Mt. 1000000	Num.	Mt. 1000000
R.Macedonia	20421	985,3	10920	526,9	3882	187,3	1445	69,7	1114	53,8	846	40,8	497	24,0	416	20,1	443	21,4	222	10,7	636	30,7
Berovo	248	1395,2	149	838,3	39	219,4	4	22,5	19	106,9	10	56,3	7	39,4	10	56,3	3	16,9	2	11,3	5	28,1
Bitola	1295	1276,8	510	502,8	218	214,9	415	409,2	46	45,4	17	16,8	27	26,6	18	17,7	19	18,7	4	3,9	21	20,7
M.Brod	150	1345,4	117	1049,4	17	152,5	5	44,8	4	35,9	3	26,9	0	0,0	2	17,9	1	9,0	1	9,0	0	0,0
Valandovo	117	994,0	77	654,2	18	152,9	5	42,5	6	51,0	2	17,0	3	25,5	1	8,5	3	25,5	1	8,5	1	8,5
Veles	730	1104,9	409	619,0	130	196,8	18	27,2	48	72,7	34	51,5	12	18,2	19	28,8	31	46,9	7	10,6	22	33,3
Vinica	201	1035,4	125	643,9	38	195,7	2	10,3	13	67,0	4	20,6	3	15,5	5	25,8	7	36,1	3	15,5	1	5,2
Gevgelija	401	1170,9	242	706,6	69	201,5	11	32,1	20	58,4	9	26,3	19	55,5	10	29,2	7	20,4	4	11,7	10	29,2
Gostivar	882	734,5	504	419,7	138	114,9	46	38,3	50	41,6	51	42,5	23	19,2	16	13,3	22	18,3	12	10,0	20	16,7
Debar	149	533,6	81	290,1	34	121,8	7	25,1	9	32,2	9	32,2	1	3,6	1	3,6	2	7,2	1	3,6	4	14,3
Delchevo	276	1160,3	181	761,0	46	193,4	3	12,6	8	33,6	13	54,7	6	25,2	2	8,4	8	33,6	2	8,4	7	29,4
Demir Hisar	129	1567,4	76	923,5	23	279,5	2	24,3	17	206,6	3	36,5	2	24,3	2	24,3	1	12,2	0	0,0	3	36,5
Kavadarci	496	1154,3	289	672,6	90	209,5	23	53,5	26	60,5	15	34,9	14	32,6	12	27,9	6	14,0	4	9,3	17	39,6
Kichevo	510	894,8	308	540,4	94	164,9	19	33,3	23	40,4	24	42,1	22	38,6	9	15,8	6	10,5	2	3,5	3	5,3
Kochani	521	1090,7	306	640,6	93	194,7	7	14,7	49	102,6	16	33,5	10	20,9	10	20,9	17	35,6	1	2,1	12	25,1
Kratovo	125	1324,2	65	688,6	31	328,4	4	42,4	4	42,4	11	116,5	1	10,6	4	42,4	2	21,2	0	0,0	3	31,8
Kriva Palanka	245	1033,1	139	586,1	45	189,7	3	12,6	16	67,5	14	59,0	6	25,3	7	29,5	6	25,3	1	4,2	8	33,7
Krushevo	116	1228,2	72	762,3	19	201,2	7	74,1	4	42,4	3	31,8	2	21,2	0	0,0	4	42,4	1	10,6	4	42,4
Kumanovo	1284	897,6	686	479,6	234	163,6	45	31,5	63	44,0	99	69,2	29	20,3	32	22,4	22	15,4	22	15,4	52	36,4
Negotino	278	1188,5	183	782,4	38	162,5	9	38,5	16	68,4	9	38,5	10	42,8	4	17,1	2	8,6	1	4,3	6	25,7
Ohrid	720	1296,6	494	889,6	89	160,3	29	52,2	28	50,4	15	27,0	21	37,8	13	23,4	15	27,0	1	1,8	15	27,0
Prilep	1160	1221,6	593	624,5	210	221,2	153	161,1	55	57,9	26	27,4	28	29,5	34	35,8	21	22,1	5	5,3	35	36,9
Probishtip	180	1188,2	105	693,1	30	198,0	3	19,8	7	46,2	15	99,0	3	19,8	5	33,0	5	33,0	2	13,2	5	33,0
Radovish	293	897,1	165	505,2	63	192,9	5	15,3	20	61,2	14	42,9	10	30,6	7	21,4	2	6,1	5	15,3	2	6,1
Resen	210	1285,8	123	753,1	47	287,8	8	49,0	9	55,1	5	30,6	3	18,4	2	12,2	5	30,6	5	30,6	3	18,4
Sveti Nikole	269	1324,2	149	733,5	59	290,4	7	34,5	13	64,0	12	59,1	6	29,5	3	14,8	5	24,6	1	4,9	14	68,9
Skopje	5975	959,5	2849	457,5	1367	219,5	295	47,4	364	58,5	290	46,6	157	25,2	125	20,1	158	25,4	93	14,9	277	44,5
Struga	464	681,0	294	431,5	81	118,9	16	23,5	19	27,9	15	22,0	8	11,7	4	5,9	9	13,2	4	5,9	14	20,5
Strumica	956	1007,7	570	600,8	182	191,8	19	20,0	48	50,6	44	46,4	23	24,2	21	22,1	18	19,0	10	10,5	21	22,1
Tetovo	1511	753,7	849	423,5	246	122,7	134	66,8	82	40,9	54	26,9	27	13,5	25	12,5	26	13,0	26	13,0	42	21,0
Sitip	530	1006,2	210	398,7	94	178,4	141	267,7	28	53,2	10	19,0	14	26,6	13	24,7	10	19,0	1	1,9	9	17,1

Source: State Statistical Office

Processed: Institute for Public Health of Republic of Macedonia - Skopje
Center for statistical processing health data, publication and education

**INFANT MORTALITY BY CAUSE OF DEATH AND AGE
IN REPUBLIC OF MACEDONIA IN 2016**

CAUSES OF DEATH (BY ICD-10)	Total	Infant mortality by age		from 28 days to 11 months
		0 - 6 days	7 - 27 days	
ВКУПНО	273	174	60	39
Infectious and parasitic diseases (A00 - B99)	13			13
Neoplasms (C00 - D48)	1			1
Diseases of the blood and blood-forming organs (D50-D89)	0			0
Endocrine, nutritional and metabolic diseases and immunity disorders (E00 - E88)	0			
Diseases of the nervous system and sensory organs (G00-G98)	1			1
Diseases of the circulatory system (I00-I99)	0			
Diseases of the respiratory system (J00 - J98)	1			1
Diseases of the digestive system, oral cavity, salivary glands and jaws (K00-K92)	1			1
Diseases of the genitourinary system (N00-N98)	0			
Certain conditions originating in the perinatal period (P00 - P96)	222	165	55	2
Congenital malformations (Q00 - Q99)	19	4	5	10
Symptom, signs and unspecified conditions (R00 - R99)	15	5		10
External causes of mortality (V01 - Y89)	0			

Source: State Statistical Office

Processed: Institute for Public Health of Republic of Macedonia - Skopje
Center for statistical processing health data, publication and education

